

Job Name: 25-3118 - W6 Ph 2-C Force Main Improvements  
 Job Location: Fort Mitchell, KY 41017  
 Contractor: Lykins Contracting

Plant: 100

Tech: J. Horsley - A

3/26/2026 2:15:45 PM

PC: Celina Goff



**Structure ID: 2280813**

**P3 MH048RS24**

**MH RISER T/G**

- P6) 24" - CASTING HEIGHT - 7"
- P5) 24" - GRADE RING F/F - 4"
- P4) 48" - CON CONE w/24" HOLE F/G - 24"
- P3) 48" - MH RISER T/G - 24"
- P2) 48" - MH RISER SPECIAL T/G - 72"
- P1) 48" - MH BASE T/n - 54"
- 1) 48" - MH INVERT CHANNEL - FULL HEIGHT
- 3) 48" - Conseal CS-102 1.00" (Double)
- 3) Kor-N-Seal2 - S206-28
- 12) MH Step ML-10-TDS-NCR - 10"

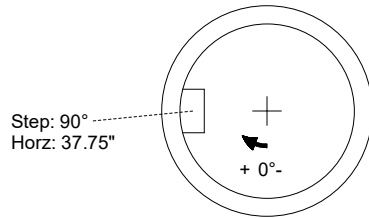
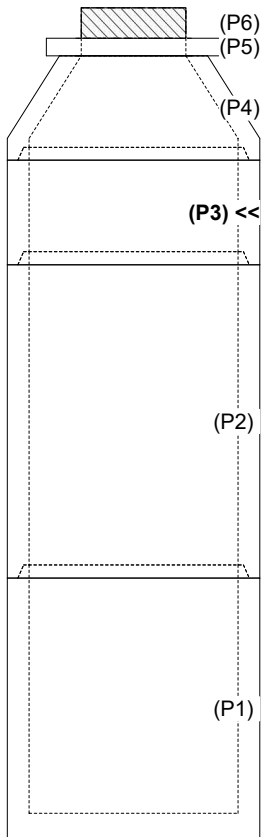
0 lb  
 270 lb  
 2252 lb  
 1677 lb  
 4757 lb  
 4557 lb  
 1440 lb  
 0 lb  
 20 lb  
 0 lb  
 -----  
 Structure Total: 14972 lb

- Structure Notes:
1. PER ASTM C-478 SPECIFICATIONS
  2. CONCRETE: 4,000 PSI AT 28 DAYS
  3. REINFORCEMENT: PER ASTM A615
  4. STEPS AT 90 DEGREES
  5. 7" CASTING SUPPLIED BY OTHERS

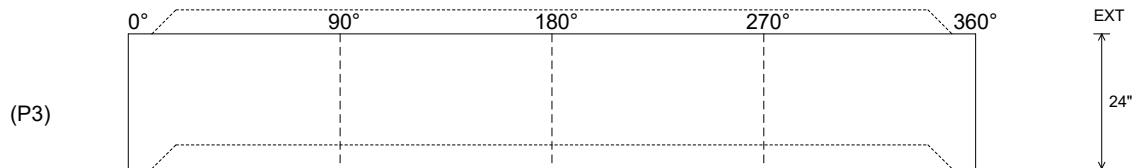
Rim: 762.91' Rim to Invert: 15.44' Slack: 2.59" Sump: 2.309" Step Position: 90°

Position	Elev	Angle	Ext. (cw)	Pipe	Pipe OD	Connector	Hole	Horz Size	Up ( )	Offset
Invert 1										
Invert 2										
Invert 3										
Invert 4										
Invert 5										
Invert 6										
Invert 7										
Invert 8										

**RIGHT-SIDE UP VIEW (int. dimensions)**



**INSIDE WALL DIMENSIONS**



Coating (Int):  
 Coating (Ext):

Seam Up: Tongue  
 Seam Dn: Groove

Wall Thickness: 5"  
 Floor Height: 0"

Height (Int): 24"  
 Height (Ext): 24"

Weight (Net): 1677 lb  
 Volume (Net): 0.43cu.yd