

**Structure ID: WQU-1**

**P4 MH096RS96**

**MH RISER NO STEPS**

P7) 24" - CASTING HEIGHT - 7" P6) 96" - MH FLAT TOP w/ 24" Conc. Hole - 17" P5) 96" - MH RISER NO STEPS - 66" P4) 96" - MH RISER NO STEPS - 96" P3) 96" - MH RISER NO STEPS - 96" P2) 96" - MH RISER Custom Ht - 50" P1) 96" - MH MONOBASE 13F, Custom Ht - 24" 1) ASSEMBLY REQUIRED 1) SECONDARY POUR 5) 96" - Conseal CS-102 1.00" 2) Hole - 40	0 lb 10473 lb 16442 lb 22941 lb 22941 lb 12456 lb 17113 lb 0 lb 0 lb 0 lb 0 lb ----- Structure Total: 102366 lb
---------------------------------------------------------------------------------------------------------------------------------------------------------------------------------------------------------------------------------------------------------------------------------------------------------------------------------------------------------------------------------	-----------------------------------------------------------------------------------------------------------------------------------------------------

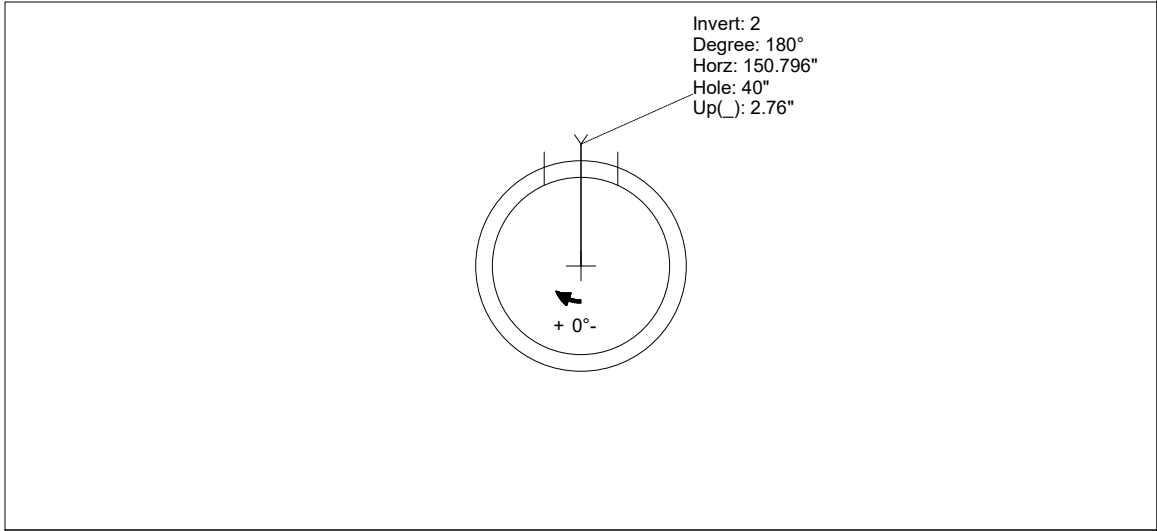
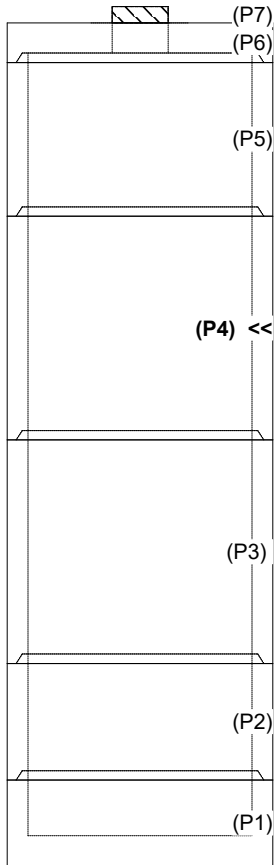
**Structure Notes:**

1. JR HOE MC-375 STORM PROVIDED BY ICAST.
2. PER ASTM C478 SPECIFICATIONS.
3. CONCRETE = 4,000 PSI AT 28 DAYS.
4. REINFORCING PER ASTM A615 (GRADE 60).  
 - TOP SLAB (As .62) #5 BARS AT 6" C.C.E.W..  
 - RISER/WALLS (As .24)
5. FLOOR (As .47) #5 BARS AT 8" C.C.E.W.
5. LIFTING ANCHORS TO BE INSTALLED ON THE OUTSIDE OF THE STRUCTURE.
6. INTERNAL COMPONENTS TO BE INSTALLED IN THE FIELD.

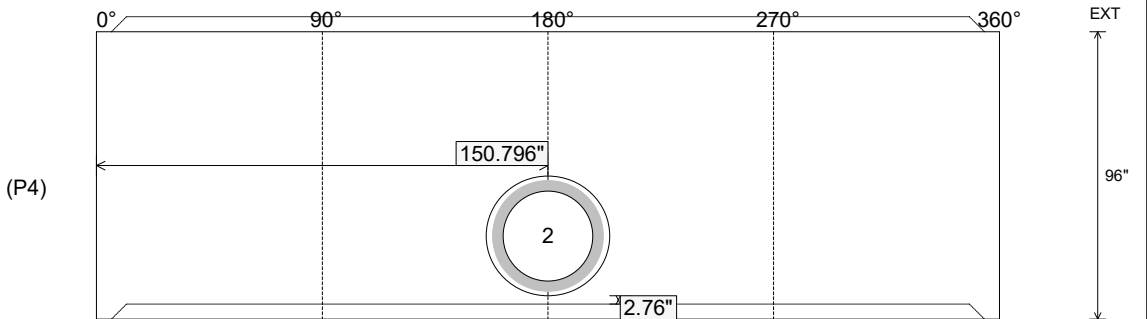
Rim: 569.93'    Rim to Invert: 18.78'    Slack: 1.36"    Sump: 132"    Step Position:

Position	Elev	Angle	Ext. (cw)	Pipe	Pipe OD	Connector	Hole	Horz Size	Up ( )	Offset
Invert 1										
Invert 2	555.38'	180°	179.071"	30" RCP B WALL	37"	Hole 40	40"	41.258"	2.76"	0"
Invert 3										
Invert 4										
Invert 5										
Invert 6										
Invert 7										
Invert 8										

**RIGHT-SIDE UP VIEW (int. dimensions)**



**INSIDE WALL DIMENSIONS**



Coating (Int): Coating (Ext):	Seam Up: Tongue Seam Dn: Groove	Wall Thickness: 9" Floor Height: 0"	Height (Int): 96" Height (Ext): 96"	Weight (Net): 22941 lb Volume (Net): 5.86cu.yd
----------------------------------	------------------------------------	----------------------------------------	----------------------------------------	---------------------------------------------------