

**Job Name: 25-3109 Heartland Meadows Ph.1**  
**Job Location: Dry Ridge, KY**  
**Contractor: Winsupply**

PC: A.Chambers  
 TECH: C.Russ  
 Plant: Beaver Dam



Structure ID: **HW-18**  
 Spec: HEADWALLS  
 Type: HW SLOPED & FLARED  
 Size: 15"

Rim: 0'  
 Invert: 0'  
 Rim to Invert: 0'

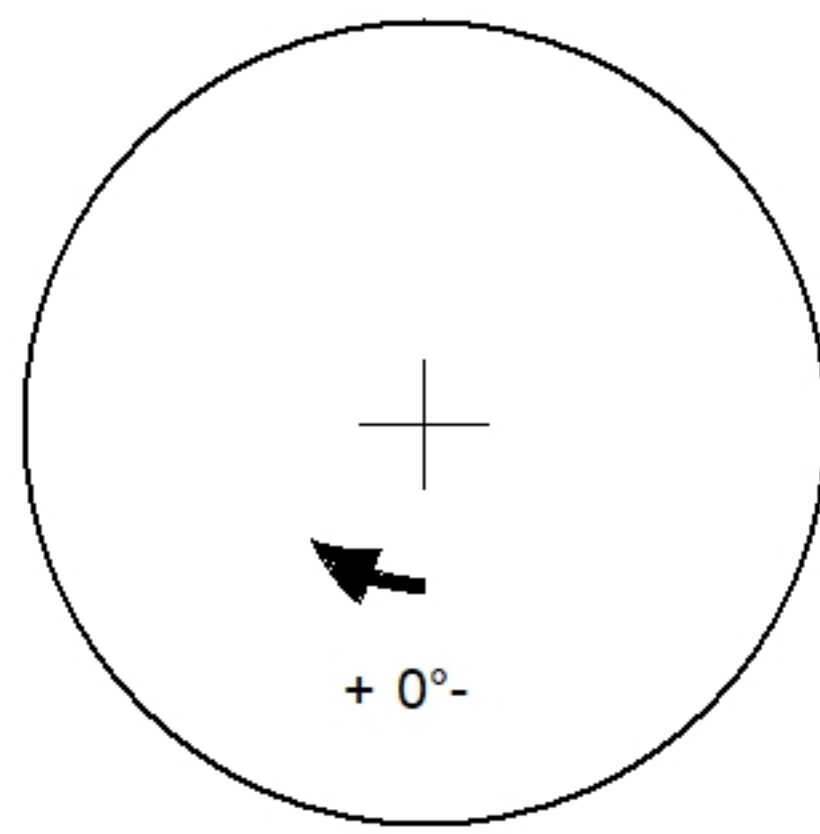
Sump: 15"  
 Floor (Top): -1.25'  
 Floor Height: 0"

Floor (Bot): -1.25'  
 Overall Height: 1.25'  
 Slack: 0"

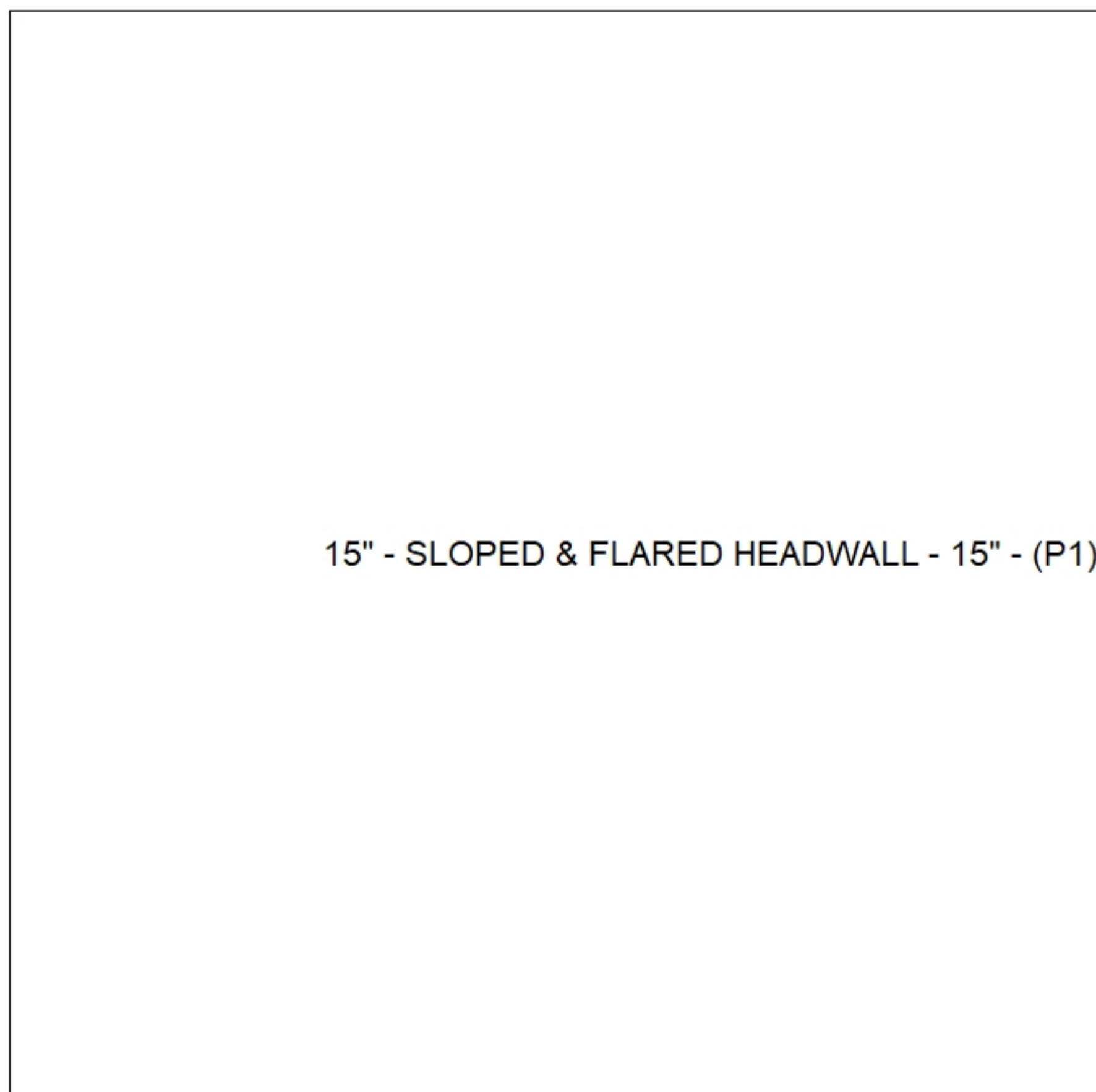
Structure Notes:

STRUCTURE SUMMARY:

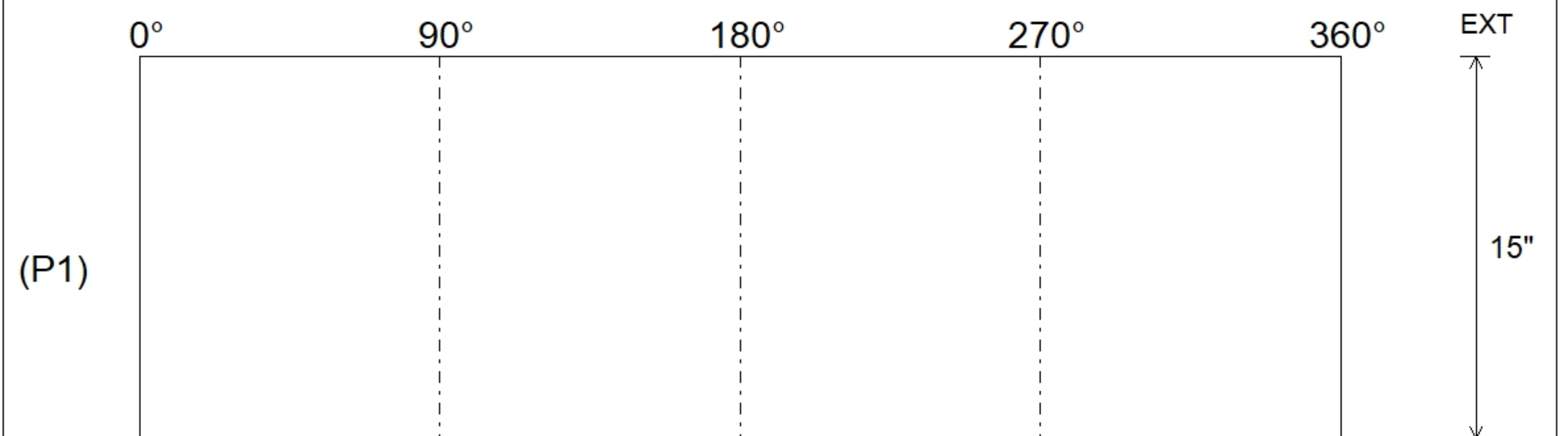
P1) 15" - SLOPED & FLARED HEADWALL - 15" 3037 lb  
 Structure Total: 3037 lb



Position	Elev	Angle	Pipe	Pipe OD	Hole	Connector	Up ( )	Ref
Rim	0'							
Reducer								
Invert 1								
Invert 2								
Invert 3								
Invert 4								
Invert 5								
Invert 6								
Invert 7								
Invert 8								



**Default - Interior Dimensions**



Submittal Drawing  
 12/1/2025 8:25:42 AM

SUBMITTAL  
 APPROVED BY: