

Job Name: 25-3109 Heartland Meadows Ph.1
Job Location: Dry Ridge, KY
Contractor: Winsupply

PC: A.Chambers
 TECH: C.Russ
 Plant: Beaver Dam



Structure ID: **HW-15**
 Spec: HEADWALLS
 Type: HW SLOPED & FLARED
 Size: 15"

Rim: 0'
 Invert: 0'
 Rim to Invert: 0'

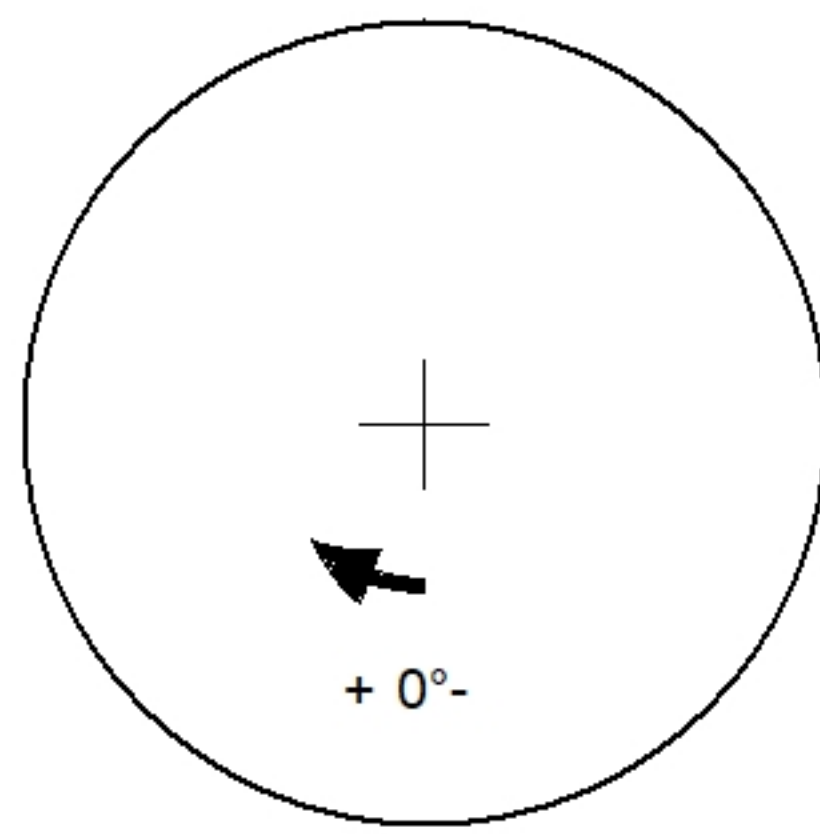
Sump: 15"
 Floor (Top): -1.25'
 Floor Height: 0"

Floor (Bot): -1.25'
 Overall Height: 1.25'
 Slack: 0"

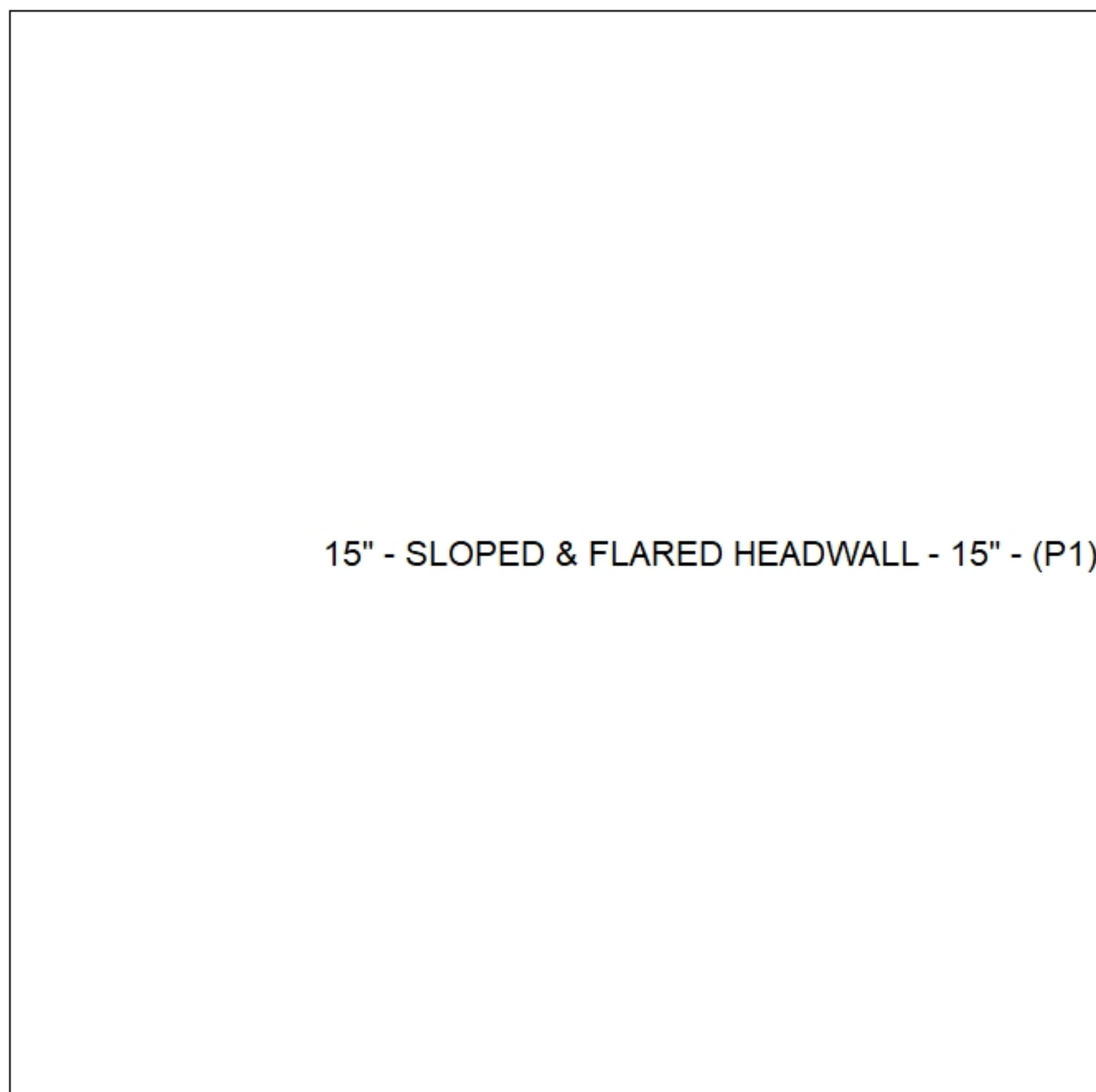
Structure Notes:

STRUCTURE SUMMARY:

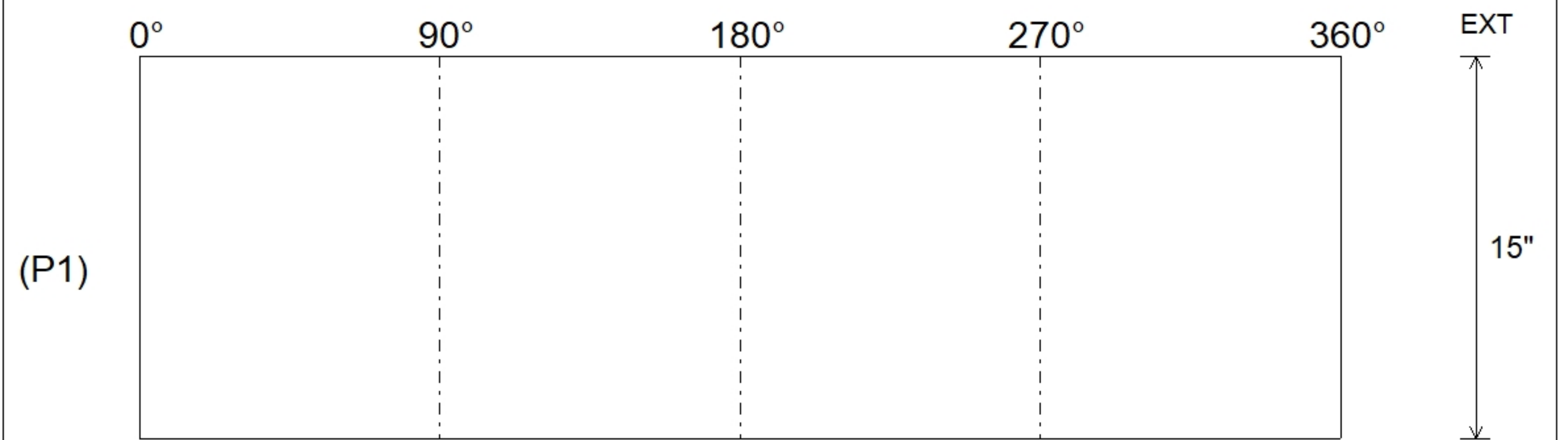
P1) 15" - SLOPED & FLARED HEADWALL - 15" 3037 lb
 Structure Total: 3037 lb



Position	Elev	Angle	Pipe	Pipe OD	Hole	Connector	Up ()	Ref
Rim	0'							
Reducer								
Invert 1								
Invert 2								
Invert 3								
Invert 4								
Invert 5								
Invert 6								
Invert 7								
Invert 8								



Default - Interior Dimensions



Submittal Drawing
 12/1/2025 8:25:42 AM

SUBMITTAL
 APPROVED BY: