

Job Name: 25-3094 First Avenue Storm Sewer Replacement Project
 Job Location: Evansville, IN
 Contractor: Blankenberger Brothers, Inc.

Plant: 100

10/3/2025 7:44:14 AM

Tech: J. Harsley

PC: A. Chambers



Structure ID: Str 4

P1A BX6060-06BAVF

BOX BASE 6inW, 6inF, Variable Ht F/n

- P3) 30" x 30" - CASTING HEIGHT - 4"
- P2) 60" x 60" - CB FLAT TOP 6"W w/30"x30" HOLE F/F - 8"
- P1) 60" x 60" - BOX BASE 6inW, 6inF, Variable Ht F/n - 55"
- 1) CASTING - HOE 468 F/G
- 1) 60" x 60" - Conseal CS-102 1.00"
- 1) 30" x 30" - Conseal CS-102 1.00"
- 2) Hole - 48"

0 lb
 2878 lb
 8098 lb
 489 lb
 0 lb
 0 lb
 0 lb

 Structure Total: 11465 lb

Structure Notes:

1. PER ASTM C913 SPECIFICATIONS.
2. CONCRETE = 4,000 PSI AT 28 DAYS.
3. NO INVERT CHANNEL.
4. CASTING BY ICAST (HOE 468 F/G).

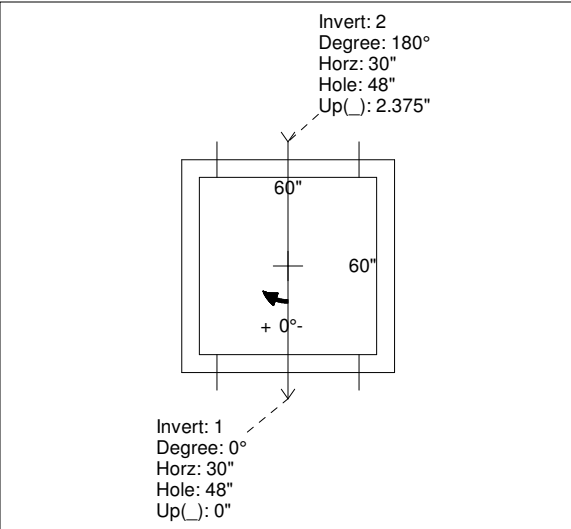
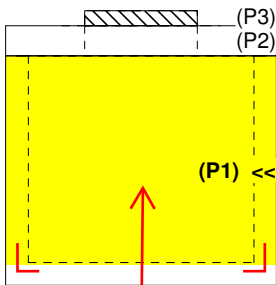
REINFORCING PER ASTM A615 (GRADE 60).
 - TOP SLAB (As .62) #5 BARS AT 6" C.C.E.W.
 - WALLS (As 31) #5 BARS AT 12" C.C.E.W.
 - FLOOR (As 31) #5 BARS AT 12" C.C.E.W.

Rim: 381.9' Rim to Invert: 5.28' Slack: 0.36" Sump: 4" Step Position:

Position	Elev	Angle	Ext. (cw)	Pipe	Pipe OD	Connector	Hole	Horz Size	Up ()	Offset
Invert 1	376.62'	0°	36"	36" RCP B WALL	44"	Hole 48	48"	48"	0"	0"
Invert 2	376.82'	180°	36"	36" RCP B WALL	44"	Hole 48	48"	48"	2.375"	0"
Invert 3										
Invert 4										
Invert 5										
Invert 6										
Invert 7										
Invert 8										

RIGHT-SIDE UP VIEW (int. dimensions)

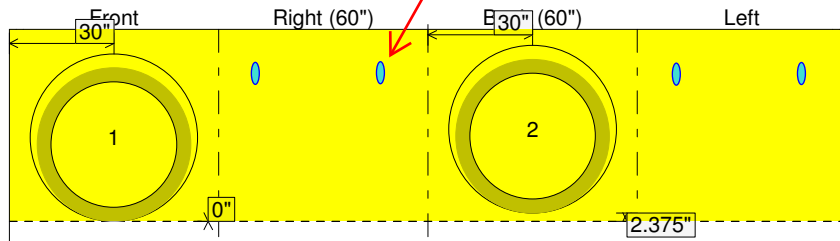
UPSIDE-DOWN VIEW (int. dimensions)



**1ST POUR (FLOOR) = 2,610 LBS
 2ND POUR (WALLS) = 5,488 LBS**

**4 EA. CONAC 5CA14 LIFTERS
 - IN 12" FROM EACH END
 - DOWN 18" FROM TOP OF WALLS**

INSIDE WALL DIMENSIONS



2nd POUR (WALLS)

Coating (Int):
 Coating (Ext):

Seam Up: Flat
 Seam Dn: n/a

Wall Thickness: 6"
 Floor Height: 6"

Height (Int): 55"
 Height (Ext): 61"

Weight (Net): 8098 lb
 Volume (Net): 2.07cu.yd