

**Job Name: 25-3094 First Avenue Storm Sewer Replacement Project**  
**Job Location: Evansville, IN**  
**Contractor: Blankenberger Brothers, Inc.**

PC: A. Chambers  
 TECH: J. Harsley  
 Plant: 100



Structure ID: **Str 3**  
 Spec: Storm  
 Type: BX 6inW, 6inF  
 Size: 60" x 60"

Rim: 382.28'  
 Invert: 376.87'  
 Rim to Invert: 5.41'

Sump: 3.996"  
 Floor (Top): 376.537'  
 Floor Height: 6"

Overall Height: 6.167'  
 Slack: 0.916"

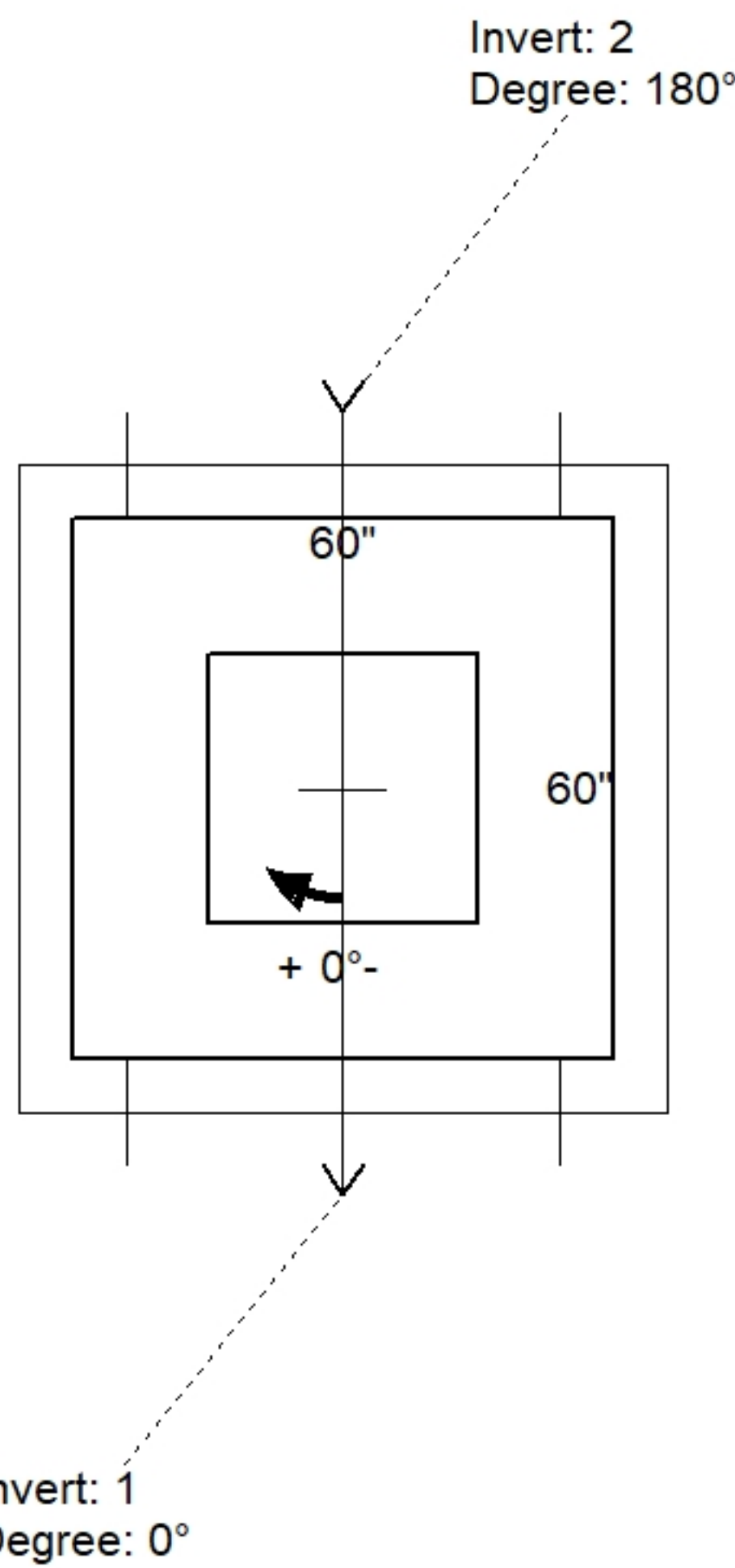
**Structure Notes:**

1. PER ASTM C913 SPECIFICATIONS.
2. CONCRETE = 4,000 PSI AT 28 DAYS.
3. NO INVERT CHANNEL.
4. CASTING BY ICAST (HOE 468 F/G).

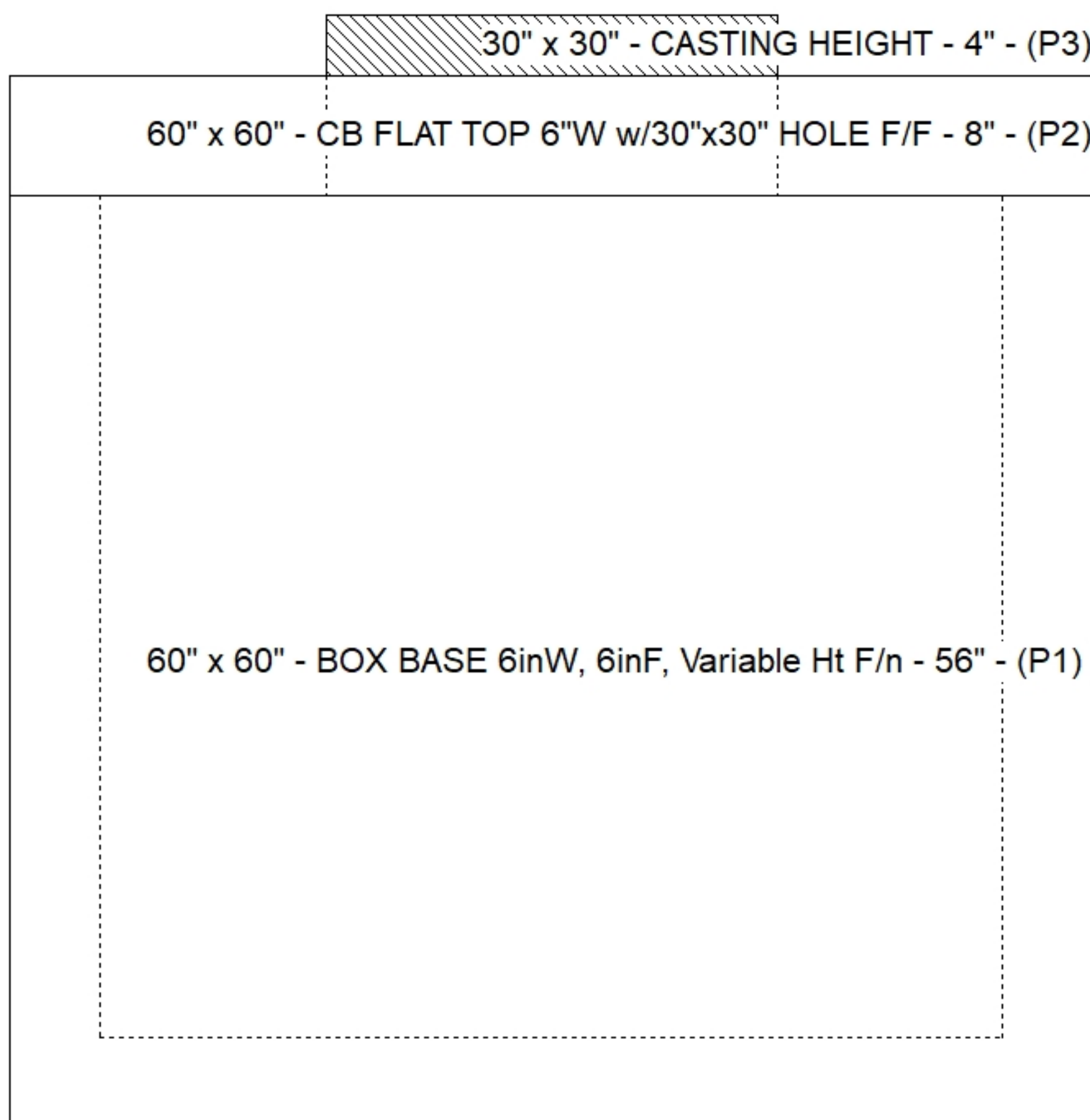
REINFORCING PER ASTM A615 (GRADE 60).  
 - TOP SLAB (As .62) #5 BARS AT 6" C.C.E.W.  
 - WALLS (As 31) #5 BARS AT 12" C.C.E.W.  
 - FLOOR (As 31) #5 BARS AT 12" C.C.E.W.

**STRUCTURE SUMMARY:**

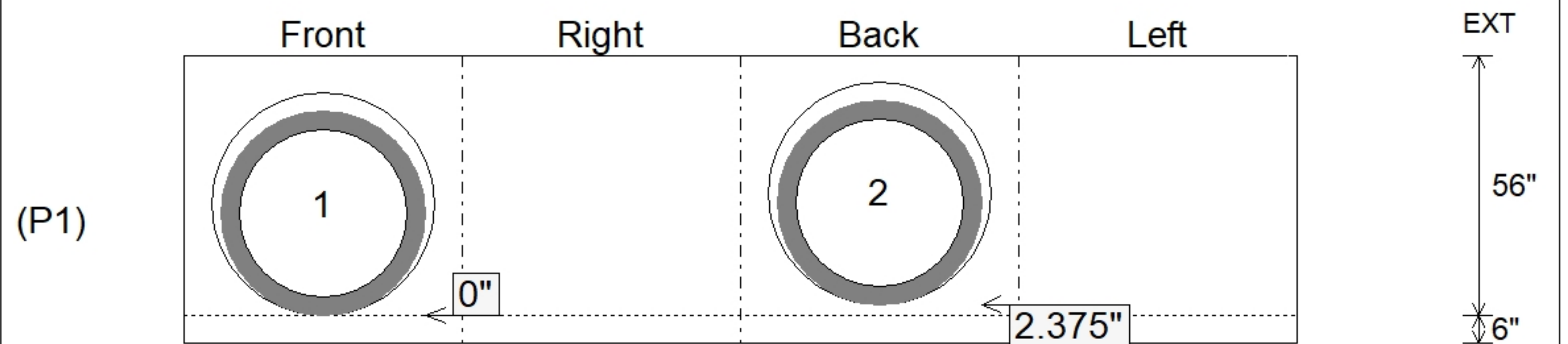
P3) 30" x 30" - CASTING HEIGHT - 4"	0 lb
P2) 60" x 60" - CB FLAT TOP 6"W w/30"x30" HOLE F/F - 8"	2878 lb
P1) 60" x 60" - BOX BASE 6inW, 6inF, Variable Ht F/n - 56"	8231 lb
1) CASTING - HOE 468 F/G	489 lb
1) 60" x 60" - Conseal CS-102 1.00"	0 lb
1) 30" x 30" - Conseal CS-102 1.00"	0 lb
2) Hole - 48	0 lb
<b>Structure Total:</b>	<b>11598 lb</b>



Position	Elev	Angle	Ext. (cw)	Pipe	Hole	Connector	Up ( )	Ref
Rim	382.28'							
Reducer								
Invert 1	376.87'	0°	36"	36" RCP B WALL	48"	Hole 48	0"	P1
Invert 2	377.07'	180°	36"	36" RCP B WALL	48"	Hole 48	2.375"	P1
Invert 3								
Invert 4								
Invert 5								
Invert 6								
Invert 7								
Invert 8								



**Cast (Int. Dim.) - Interior Dimensions**



Submittal Drawing  
 10/3/2025 7:40:24 AM

SUBMITTAL  
 APPROVED BY: