

Job Name: 25-3094 First Avenue Storm Sewer Replacement Project
 Job Location: Evansville, IN
 Contractor: Blankenberger Brothers, Inc.

Plant: 100

10/3/2025 9:26:55 AM

Tech: J. Harsley

PC: A. Chambers



Structure ID: Str 1

P1A BX6060-06BAVF

BOX BASE 6inW, 6inF, Variable Ht F/n

- P3) 30" x 30" - CASTING HEIGHT - 4"
- P2) 60" x 60" - CB FLAT TOP 6"W w/30"x30" HOLE F/F - 8"
- P1) 60" x 60" - BOX BASE 6inW, 6inF, Variable Ht F/n - 52"
- 1) CASTING - HOE 468 F/G
- 1) 60" x 60" - Conseal CS-102 1.00"
- 1) 30" x 30" - Conseal CS-102 1.00"
- 1) Hole - 48
- 1) DOGHOUSE INVRTD - 48"x45"

0 lb
 2878 lb
 7636 lb
 489 lb
 0 lb
 0 lb
 0 lb
 0 lb
 0 lb

Structure Total: 11002 lb

Structure Notes:

1. PER ASTM C913 SPECIFICATIONS.
2. CONCRETE = 4,000 PSI AT 28 DAYS.
3. NO INVERT CHANNEL.
4. CASTING BY OTHERS (EXISTING CASTING TO BE USED).

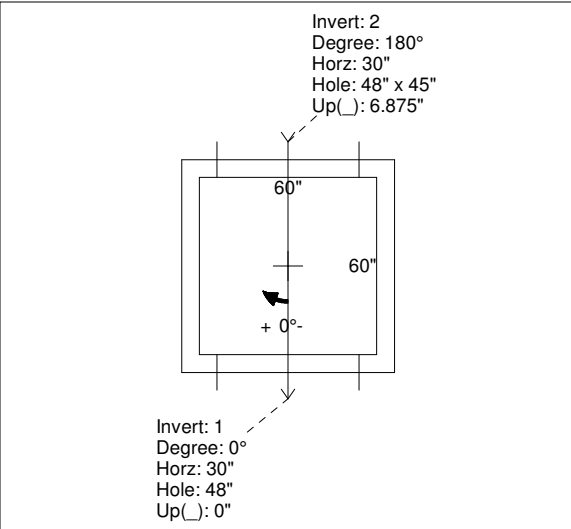
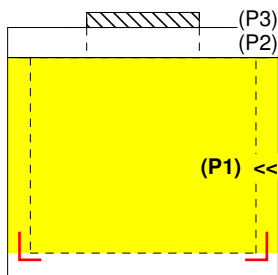
REINFORCING PER ASTM A615 (GRADE 60).
 - TOP SLAB (As .62) #5 BARS AT 6" C.C.E.W.
 - WALLS (As 31) #5 BARS AT 12" C.C.E.W.
 - FLOOR (As 31) #5 BARS AT 12" C.C.E.W.

Rim: 382.41' Rim to Invert: 5.06' Slack: 0.72" Sump: 4" Step Position:

| Position | Elev | Angle | Ext. (cw) | Pipe | Pipe OD | Connector | Hole | Horz Size | Up () | Offset |
|----------|---------|-------|-----------|----------------|---------|-------------------------|-----------|-----------|--------|--------|
| Invert 1 | 377.35' | 0° | 36" | 36" RCP B WALL | 44" | Hole 48 | 48" | 48" | 0" | 0" |
| Invert 2 | 377.92' | 180° | 36" | 36" RCP B WALL | 44" | DOGHOUSE INVRTD 48"x45" | 48" x 45" | 48" | 6.875" | 0" |
| Invert 3 | | | | | | | | | | |
| Invert 4 | | | | | | | | | | |
| Invert 5 | | | | | | | | | | |
| Invert 6 | | | | | | | | | | |
| Invert 7 | | | | | | | | | | |
| Invert 8 | | | | | | | | | | |

RIGHT-SIDE UP VIEW (int. dimensions)

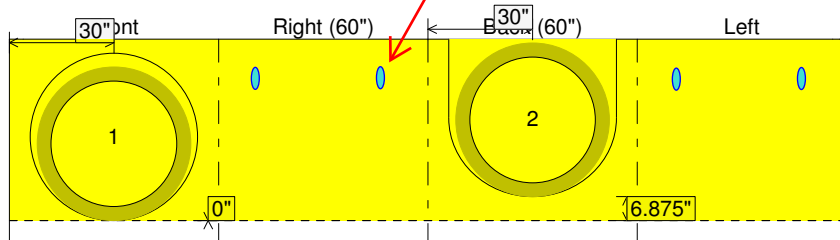
UPSIDE-DOWN VIEW (int. dimensions)



1ST POUR (FLOOR) = 2,610 LBS
2ND POUR (WALLS) = 5,026 LBS

4 EA. CONAC 5CA14 LIFTERS
- IN 12" FROM EACH END
- DOWN 18" FROM TOP OF WALLS

INSIDE WALL DIMENSIONS



2nd POUR (FLOOR)

Coating (Int):
 Coating (Ext):

Seam Up: Flat
 Seam Dn: n/a

Wall Thickness: 6"
 Floor Height: 6"

Height (Int): 52"
 Height (Ext): 58"

Weight (Net): 7636 lb
 Volume (Net): 1.95cu.yd