

Job Name: 25-3052 - Commerce Crossing
Job Location: Shelbyville, KY 40065
Contractor: Hayes Pipe Supply

PC: E. Bradley
 TECH: K. Cardwell
 Plant: Beaver Dam, KY



Structure ID: 5
 Spec: KYTC
 Type: DBI TYPE 11
 Size: 24" x 30"

Rim: 733.6'
 Invert: 731.5'
 Rim to Invert: 2.1'

Sump: 0"
 Floor (Top): 731.5'
 Floor Height: 8"

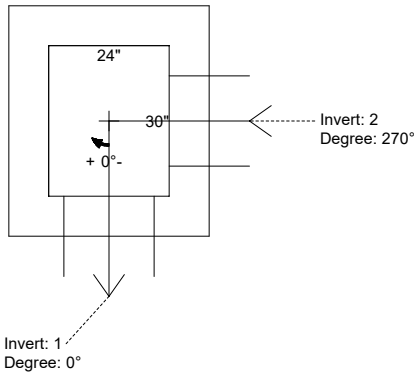
Floor (Bot): 730.833'
 Overall Height: 2.708'
 Slack: 0.7"

Structure Notes:
 PLAN LABEL: DBI-5
 1. PER KYTC DBI TY 11 / ASTM C-913 SPECS
 2. CONCRETE: 4,000 PSI AT 28 DAYS
 3. REINFORCEMENT: #5 BAR @ 12" C.C. E.W. (GRADE 60)
 4. NO STORM INVERT
 5. NO STEPS
 6. HOE KY-460-11 FRAME & GRATE SUPPLIED BY ICAST

STRUCTURE SUMMARY:

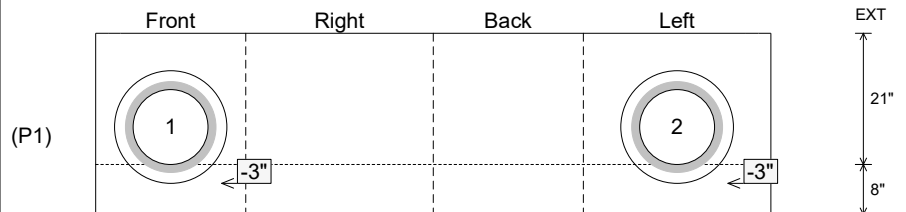
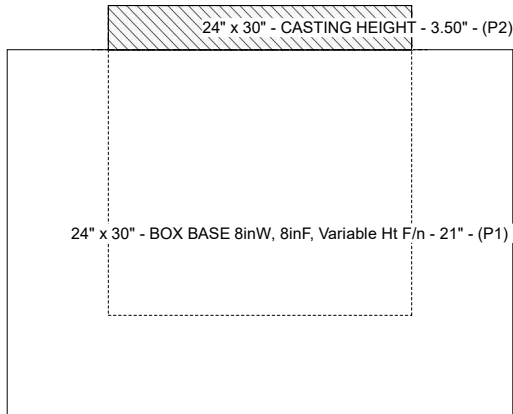
P2) 24" x 30" - CASTING HEIGHT - 3.50" 0 lb
 P1) 24" x 30" - BOX BASE 8inW, 8inF, Variable Ht F/n - 21" 2867 lb
 1) CASTING - HOE KY-460-11 F/G (DBI 11) 421 lb
 1) 24" x 30" - Conseal CS-102 1.00" 0 lb
 2) Hole - 18 0 lb

 Structure Total: 3288 lb



| Position | Elev | Angle | Pipe | Pipe OD | Hole | Connector | Up (L) | Ref |
|----------|--------|-------|----------|---------|------|-----------|--------|-----|
| Rim | 733.6' | | | | | | | |
| Reducer | | | | | | | | |
| Invert 1 | 731.5' | 0° | 12" HDPE | 14.5" | 18" | Hole 18 | -3" | P1 |
| Invert 2 | 731.5' | 270° | 12" HDPE | 14.5" | 18" | Hole 18 | -3" | P1 |
| Invert 3 | | | | | | | | |
| Invert 4 | | | | | | | | |
| Invert 5 | | | | | | | | |
| Invert 6 | | | | | | | | |
| Invert 7 | | | | | | | | |
| Invert 8 | | | | | | | | |

Cast (Int. Dim.) - Interior Dimensions



Submittal Drawing
 1/29/2026 8:44:32 AM

SUBMITTAL
 APPROVED BY: