

Job Name: 25-3052 - Commerce Crossing
 Job Location: Shelbyville, KY 40065
 Contractor: Hayes Pipe Supply

Plant: Beaver Dam, KY
 1/29/2026 8:50:58 AM

Tech: K. Cardwell
 PC: E. Bradley



Structure ID: 5

P1 BX24300808VF

BOX BASE 8inW, 8inF, Variable Ht F/n

P2) 24" x 30" - CASTING HEIGHT - 3.50"
 P1) 24" x 30" - BOX BASE 8inW, 8inF, Variable Ht F/n - 21"
 1) CASTING - HOE KY-460-11 F/G (DBI 11)
 1) 24" x 30" - Conseal CS-102 1.00"
 2) Hole - 18

0 lb
 2867 lb
 421 lb
 0 lb
 0 lb
 Structure Total: 3288 lb

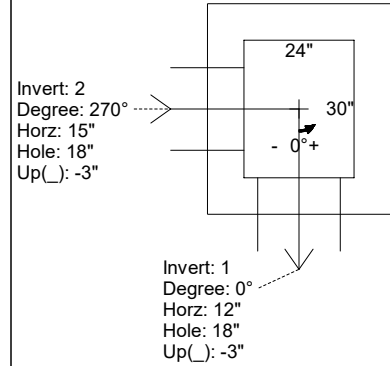
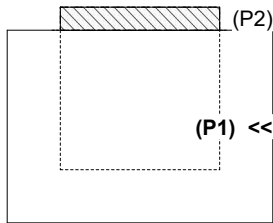
Structure Notes:
 1. PER KYTC DBI TY 11 / ASTM C-913 SPECS
 2. CONCRETE: 4,000 PSI AT 28 DAYS
 3. REINFORCEMENT: #5 BAR @ 12" C.C. E.W. (GRADE 60) - 2" MIN. REBAR CLEARANCE (TYP)
 4. NO STORM INVERT
 5. NO STEPS
 6. HOE KY-460-11 FRAME & GRATE SUPPLIED BY ICAST

Rim: 733.6' Rim to Invert: 2.1' Slack: 0.7" Sump: 0" Step Position:

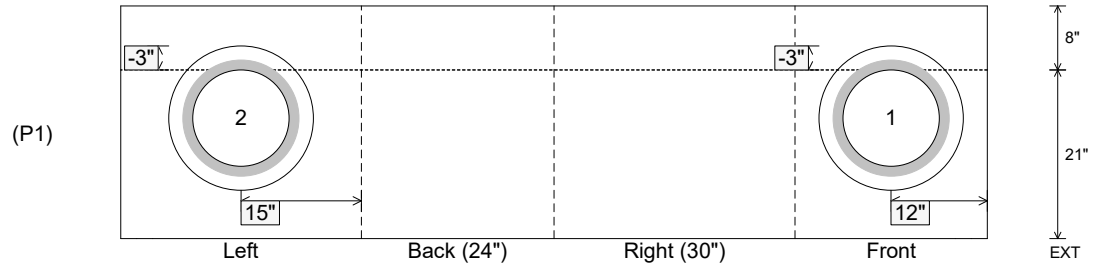
Position	Elev	Angle	Ext. (cw)	Pipe	Pipe OD	Connector	Hole	Horz Size	Up ()	Offset
Invert 1	731.5'	0°	20"	12" HDPE	14.5"	Hole 18	18"	18"	-3"	0"
Invert 2	731.5'	270°	23"	12" HDPE	14.5"	Hole 18	18"	18"	-3"	0"
Invert 3										
Invert 4										
Invert 5										
Invert 6										
Invert 7										
Invert 8										

RIGHT-SIDE UP VIEW (int. dimensions)

UPSIDE-DOWN VIEW (int. dimensions)



INSIDE WALL DIMENSIONS



Coating (Int):
 Coating (Ext):

Seam Up: Flat
 Seam Dn: n/a

Wall Thickness: 8"
 Floor Height: 8"

Height (Int): 21"
 Height (Ext): 29"

Weight (Net): 2867 lb
 Volume (Net): 0.73cu.yd