

Job Name: 25-3052 - Commerce Crossing
Job Location: Shelbyville, KY 40065
Contractor: Hayes Pipe Supply

PC: E. Bradley
 TECH: K. Cardwell
 Plant: Beaver Dam, KY



Structure ID: **4A**
 Spec: KYTC
 Type: DBI TYPE 11
 Size: 24" x 30"

Rim: 732.9'
 Invert: 729.83'
 Rim to Invert: 3.07'

Sump: 0"
 Floor (Top): 729.83'
 Floor Height: 8"

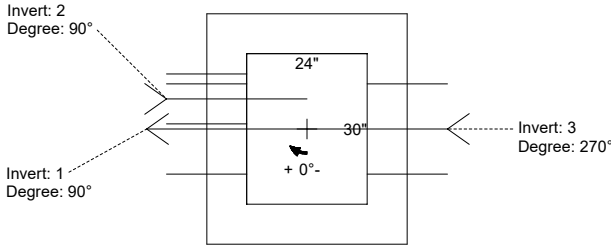
Floor (Bot): 729.163'
 Overall Height: 3.708'
 Slack: 0.34"

- Structure Notes:**
 PLAN LABEL: DBI-4A
 1. PER KYTC DBI TY 11 / ASTM C-913 SPECS
 2. CONCRETE: 4,000 PSI AT 28 DAYS
 3. REINFORCEMENT: #5 BAR @ 12" C.C. E.W. (GRADE 60)
 4. NO STORM INVERT
 5. NO STEPS
 6. HOE KY-460-11 FRAME & GRATE SUPPLIED BY ICAST
 7. INVERT 2 OFFSET 6" FROM CENTER

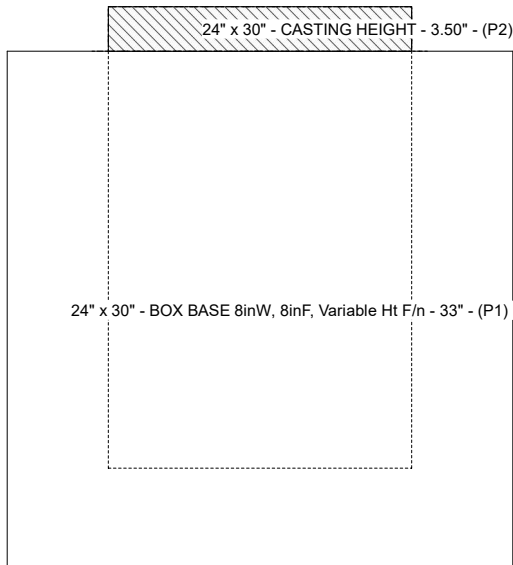
STRUCTURE SUMMARY:

P2) 24" x 30" - CASTING HEIGHT - 3.50" 0 lb
 P1) 24" x 30" - BOX BASE 8inW, 8inF, Variable Ht F/n - 33" 3942 lb
 1) CASTING - HOE KY-460-11 F/G (DBI 11) 421 lb
 1) 24" x 30" - Conseal CS-102 1.00" 0 lb
 2) Hole - 18 0 lb
 1) Hole - 10 0 lb

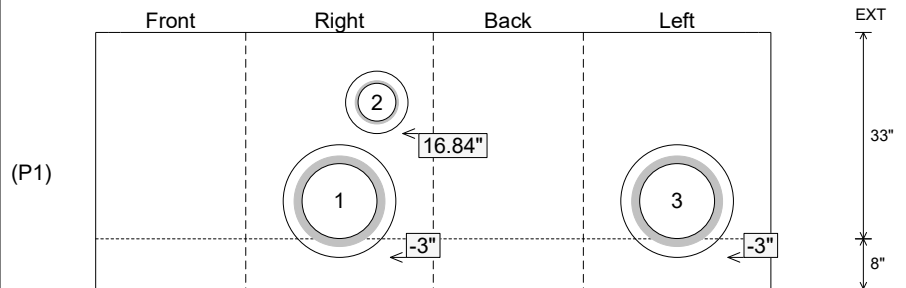
 Structure Total: 4363 lb



Position	Elev	Angle	Pipe	Pipe OD	Hole	Connector	Up (L)	Ref
Rim	732.9'							
Reducer								
Invert 1	729.83'	90°	12" HDPE	14.5"	18"	Hole 18	-3"	P1
Invert 2	731.4'	90°	6" HDPE	6.9"	10"	Hole 10	16.84"	P1
Invert 3	729.83'	270°	12" HDPE	14.5"	18"	Hole 18	-3"	P1
Invert 4								
Invert 5								
Invert 6								
Invert 7								
Invert 8								



Cast (Int. Dim.) - Interior Dimensions



Submittal Drawing
 1/29/2026 8:44:31 AM

SUBMITTAL
 APPROVED BY: