

**Job Name: 25-3052 - Commerce Crossing**  
**Job Location: Shelbyville, KY 40065**  
**Contractor: Hayes Pipe Supply**

PC: E. Bradley  
 TECH: K. Cardwell  
 Plant: Beaver Dam, KY



Structure ID: 4  
 Spec: KYTC  
 Type: DBI TYPE 11  
 Size: 24" x 30"

Rim: 727.8'  
 Invert: 725.2'  
 Rim to Invert: 2.6'

Sump: 0"  
 Floor (Top): 725.2'  
 Floor Height: 8"

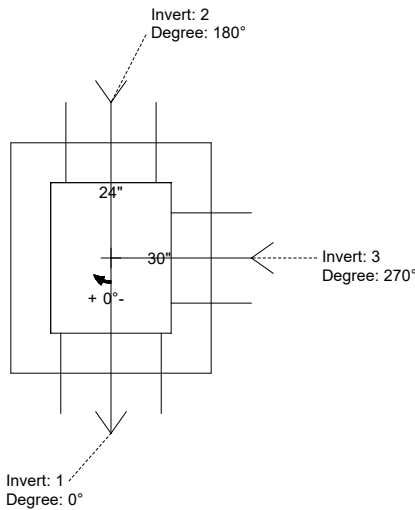
Floor (Bot): 724.533'  
 Overall Height: 3.208'  
 Slack: 0.7"

**Structure Notes:**

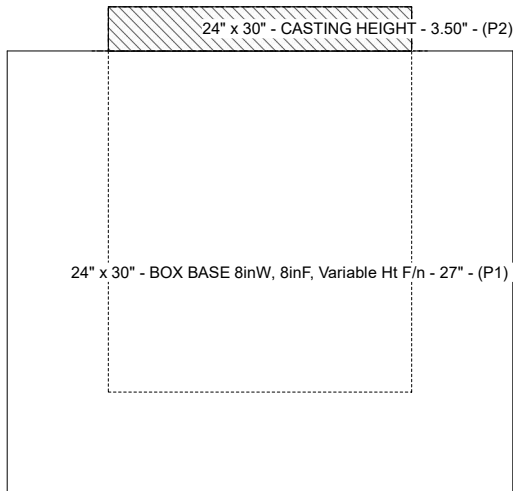
- PLAN LABEL: DBI-4  
 1. PER KYTC DBI TY 11 / ASTM C-913 SPECS  
 2. CONCRETE: 4,000 PSI AT 28 DAYS  
 3. REINFORCEMENT: #5 BAR @ 12" C.C. E.W. (GRADE 60)  
 4. NO STORM INVERT  
 5. NO STEPS  
 6. HOE KY-460-11 FRAME & GRATE SUPPLIED BY ICAST

**STRUCTURE SUMMARY:**

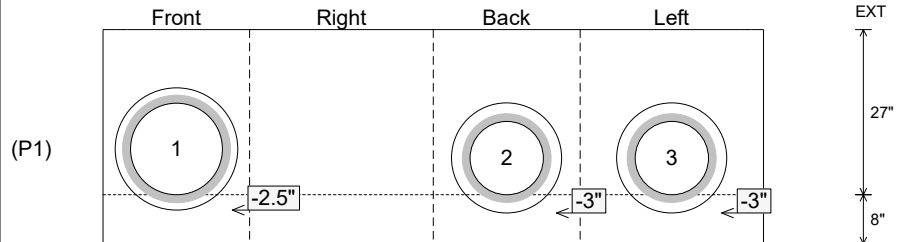
- P2) 24" x 30" - CASTING HEIGHT - 3.50" 0 lb  
 P1) 24" x 30" - BOX BASE 8inW, 8inF, Variable Ht F/n - 27" 3220 lb  
 1) CASTING - HOE KY-460-11 F/G (DBI 11) 421 lb  
 1) 24" x 30" - Conseal CS-102 1.00" 0 lb  
 1) Hole - 20 0 lb  
 2) Hole - 18 0 lb  
 Structure Total: 3641 lb



Position	Elev	Angle	Pipe	Pipe OD	Hole	Connector	Up (L)	Ref
Rim	727.8'							
Reducer								
Invert 1	725.2'	0°	15" HDPE	17.6"	20"	Hole 20	-2.5"	P1
Invert 2	725.2'	180°	12" HDPE	14.5"	18"	Hole 18	-3"	P1
Invert 3	725.2'	270°	12" HDPE	14.5"	18"	Hole 18	-3"	P1
Invert 4								
Invert 5								
Invert 6								
Invert 7								
Invert 8								



**Cast (Int. Dim.) - Interior Dimensions**



Submittal Drawing  
 1/29/2026 8:44:30 AM

SUBMITTAL  
 APPROVED BY: