

**Job Name: 25-3052 - Commerce Crossing**  
**Job Location: Shelbyville, KY 40065**  
**Contractor: Hayes Pipe Supply**

PC: E. Bradley  
 TECH: K. Cardwell  
 Plant: Beaver Dam, KY



Structure ID: 3  
 Spec: KYTC  
 Type: DBI TYPE 11  
 Size: 24" x 30"

Rim: 728'  
 Invert: 723.55'  
 Rim to Invert: 4.45'

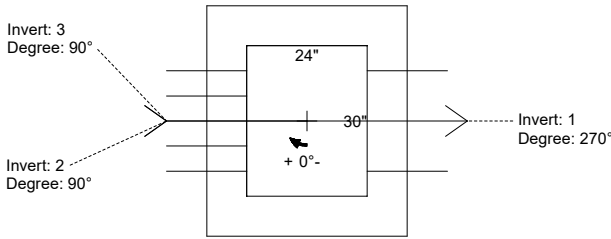
Sump: 0"  
 Floor (Top): 723.55'  
 Floor Height: 8"

Floor (Bot): 722.883'  
 Overall Height: 4.958'  
 Slack: 1.9"

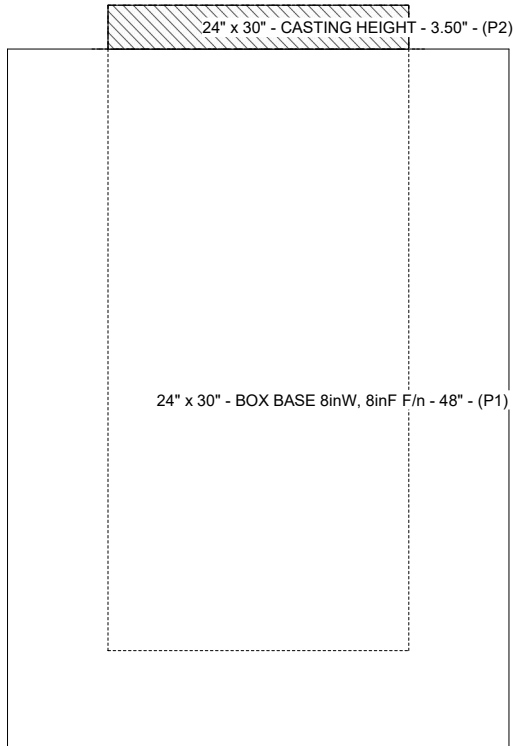
**Structure Notes:**  
 PLAN LABEL: DBI-3  
 1. PER KYTC DBI TY 11 / ASTM C-913 SPECS  
 2. CONCRETE: 4,000 PSI AT 28 DAYS  
 3. REINFORCEMENT: #5 BAR @ 12" C.C. E.W. (GRADE 60)  
 4. NO STORM INVERT  
 5. NO STEPS  
 6. HOE KY-460-11 FRAME & GRATE SUPPLIED BY ICAST

**STRUCTURE SUMMARY:**

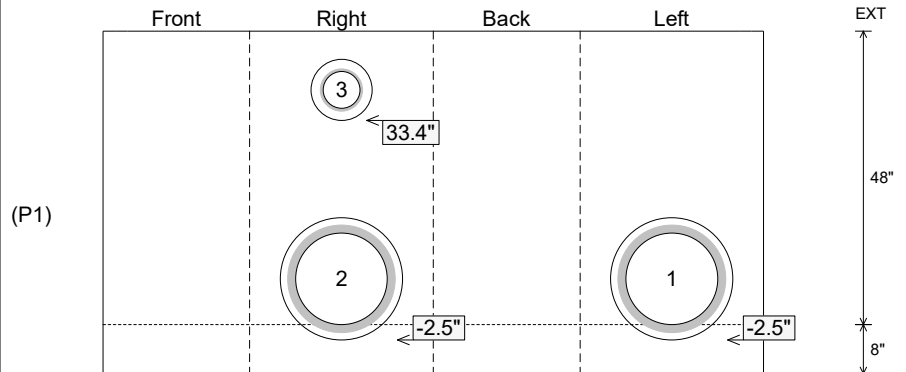
P2) 24" x 30" - CASTING HEIGHT - 3.50"	0 lb
P1) 24" x 30" - BOX BASE 8inW, 8inF F/n - 48"	5272 lb
1) CASTING - HOE KY-460-11 F/G (DBI 11)	421 lb
1) 24" x 30" - Conseal CS-102 1.00"	0 lb
2) Hole - 20	0 lb
1) Hole - 10	0 lb
	-----
<b>Structure Total:</b>	<b>5693 lb</b>



Position	Elev	Angle	Pipe	Pipe OD	Hole	Connector	Up (")	Ref
Rim	728'							
Reducer								
Invert 1	723.55'	270°	15" HDPE	17.6"	20"	Hole 20	-2.5"	P1
Invert 2	723.55'	90°	15" HDPE	17.6"	20"	Hole 20	-2.5"	P1
Invert 3	726.5'	90°	6" HDPE	6.9"	10"	Hole 10	33.4"	P1
Invert 4								
Invert 5								
Invert 6								
Invert 7								
Invert 8								



**Cast (Int. Dim.) - Interior Dimensions**



Submittal Drawing  
 1/29/2026 8:44:29 AM

SUBMITTAL  
 APPROVED BY: