Job Name: 25-3040B - Stonedale Farms Job Location: Nicholasville, KY Contractor: Weddle Enterprises, Inc	Plant: 100 9/4/2026 12:09:40 PM	Tech: Jared - F PC: T. Ryan	

Structure ID: FIRE PROTECTION VAULT - 3

P1 BX7296-06W06-VF BOX BASE 6inW, 6inF, Variable Ht F/n

P3) 36" x 36" - HATCH (CAST FLUSH) - 3"	100 lb
P2) 72" x 96" - BX FLAT TOP 6"W w/36"x36" HATCH F/F - 8"	5220 lb
P1) 72" x 96" - BOX BASE 6inW, 6inF, Variable Ht F/n - 72"	17504 lb
1) HATCH (Alum.) - HALLIDAY W1S 36"x36"	78 lb
1) 72" x 96" - Conseal CS-102 1.00" (Double)	0 lb
1) 36" x 36" - Conseal CS-102 1.00" (Double)	0 lb
2) PSX - 12M NYLO	16 lb
4) MH Step ML-10-TDS-NCR - 10"	0 lb
Structure Total:	22918 lb

Structure Notes: .
1. PER ASTM C913 SPECIFICATIONS.
2. CONCRETE = 4,000 PSI AT 28 DAYS.
3. HATCH BY ICAST (HALLIDAY W1S 36"x36").
.
REINFORCING PER ASTM A615 (GRADE 60).
- TOP SLAB (As .62) #5 BARS AT 6" C.C.E.W.
- WALLS (As .31) #5 BARS AT 12" C.C.E.W.
- FLOOR (As .31) #5 BARS AT 12" C.C.E.W

Rim: 6.667' Rim to Invert: 4.997' Slack: 0" Sump: 20.04" Step Position: 90°

Position	Elev	Angle	Ext. (cw)	Pipe	Pipe OD	Connector	Hole	Horz Size	Up (_)	Offset
Invert 1	1.67'	0°	42"	8" DI	9"	PSX 12M NYLO	12"	12"	18"	0"
Invert 2	1.67'	180°	42"	8" DI	9"	PSX 12M NYLO	12"	12"	18"	0"
Invert 3										
Invert 4										
Invert 5										
Invert 6										
Invert 7										
Invert 8										

FIRST POUR DRAWING

WEIGHTS
FIRST POUR - 4,568 LBS
SECOND POUR - 12,936 LBS
TOTAL - 17,504 LBS

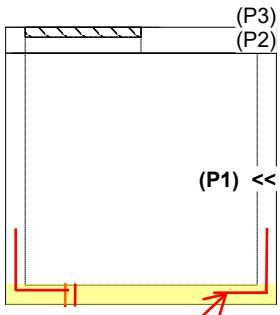

1ST POUR (FLOOR) WET STICK 24" X 36" #5 L-BARS @ 12" C.C.E.W. (GRADE 60) OUT TOP OF FLOOR FOR WALL POUR TIE-IN

RIGHT-SIDE UP VIEW (int. dimensions)

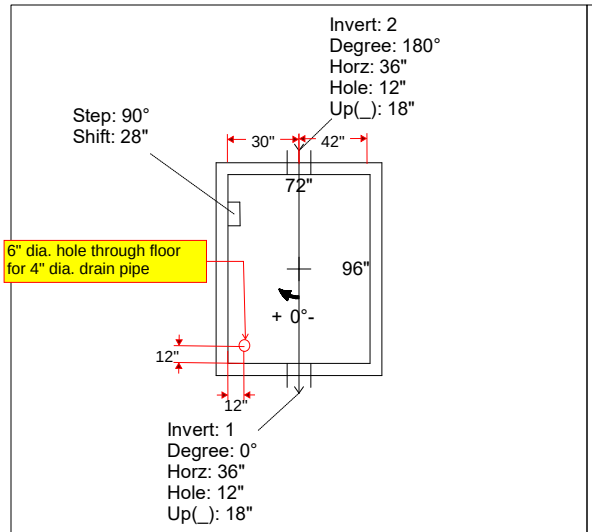

UPSIDE-DOWN VIEW (int. dimenions)

INSIDE WALL DIMENSIONS

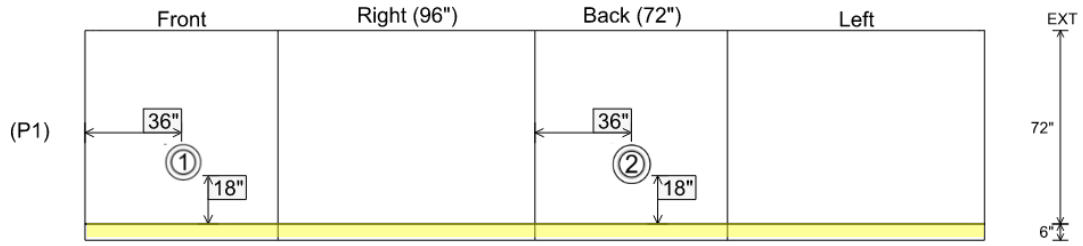

Coating (Int): Coating (Ext):	Seam Up: Flat Seam Dn: n/a	Wall Thickness: 6" Floor Height: 6"	Height (Int): 72" Height (Ext): 78"	Weight (Net): 17504 lb Volume (Net): 4.47cu.yd

Job Name: 25-3040B - Stonedale Farms Job Location: Nicholasville, KY Contractor: Weddle Enterprises, Inc	Plant: 100 9/4/2026 12:09:40 PM	Tech: Jared - F PC: T. Ryan	

Structure ID: FIRE PROTECTION VAULT - 3

P1 BX7296-06W06-VF BOX BASE 6inW, 6inF, Variable Ht F/n

P3) 36" x 36" - HATCH (CAST FLUSH) - 3"	100 lb
P2) 72" x 96" - BX FLAT TOP 6"W w/36"x36" HATCH F/F - 8"	5220 lb
P1) 72" x 96" - BOX BASE 6inW, 6inF, Variable Ht F/n - 72"	17504 lb
1) HATCH (Alum.) - HALLIDAY W1S 36"x36"	78 lb
1) 72" x 96" - Conseal CS-102 1.00" (Double)	0 lb
1) 36" x 36" - Conseal CS-102 1.00" (Double)	0 lb
2) PSX - 12M NYLO	16 lb
4) MH Step ML-10-TDS-NCR - 10"	0 lb
Structure Total:	22918 lb

Structure Notes: .
1. PER ASTM C913 SPECIFICATIONS.
2. CONCRETE = 4,000 PSI AT 28 DAYS.
3. HATCH BY ICAST (HALLIDAY W1S 36"x36").
.
REINFORCING PER ASTM A615 (GRADE 60).
- TOP SLAB (As .62) #5 BARS AT 6" C.C.E.W.
- WALLS (As .31) #5 BARS AT 12" C.C.E.W.
- FLOOR (As .31) #5 BARS AT 12" C.C.E.W

Rim: 6.667' Rim to Invert: 4.997' Slack: 0" Sump: 20.04" Step Position: 90°

Position	Elev	Angle	Ext. (cw)	Pipe	Pipe OD	Connector	Hole	Horz Size	Up (_)	Offset
Invert 1	1.67'	0°	42"	8" DI	9"	PSX 12M NYLO	12"	12"	18"	0"
Invert 2	1.67'	180°	42"	8" DI	9"	PSX 12M NYLO	12"	12"	18"	0"
Invert 3										
Invert 4										
Invert 5										
Invert 6										
Invert 7										
Invert 8										

SECOND POUR DRAWING

WEIGHTS
FIRST POUR - 4,568 LBS
SECOND POUR - 12,936 LBS
TOTAL - 17,504 LBS

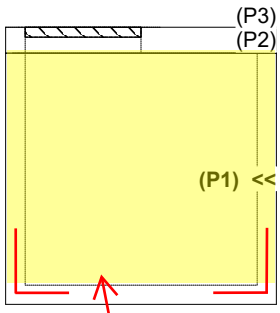

2ND POUR WALLS

RIGHT-SIDE UP VIEW (int. dimensions)

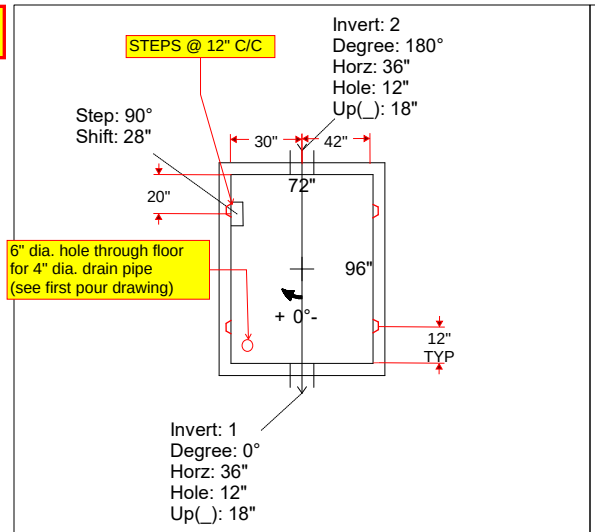

UPSIDE-DOWN VIEW (int. dimenions)

INSIDE WALL DIMENSIONS

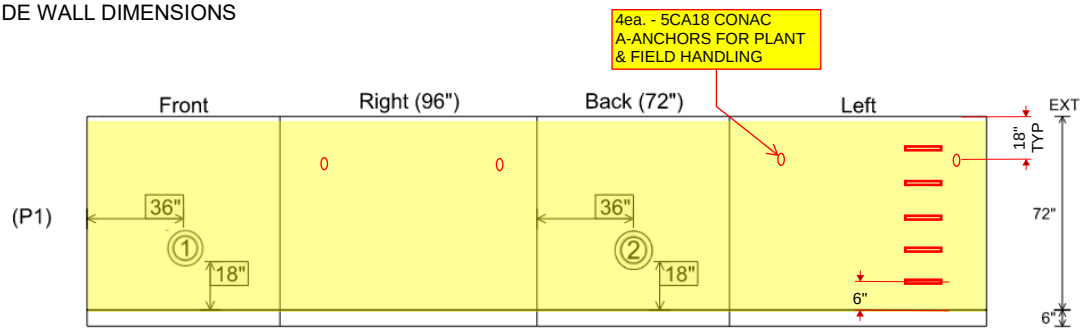

Coating (Int): Coating (Ext):	Seam Up: Flat Seam Dn: n/a	Wall Thickness: 6" Floor Height: 6"	Height (Int): 72" Height (Ext): 78"	Weight (Net): 17504 lb Volume (Net): 4.47cu.yd