

Job Name: 25-3000 - Wilkinson Lane PS
 Job Location: White House, TN
 Contractor: Cumberland Valley Constructors, Inc.

Plant: 100
 1/13/2026 2:37:40 PM

Tech: J. Horsley - F
 PC: A. Chambers



Structure ID: WW1

P4 MH144RSVFCDARED

MH RISER Custom Ht, w/ConBlock-CDA Red T/G

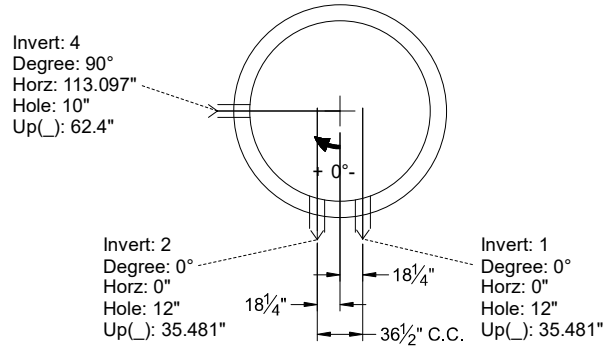
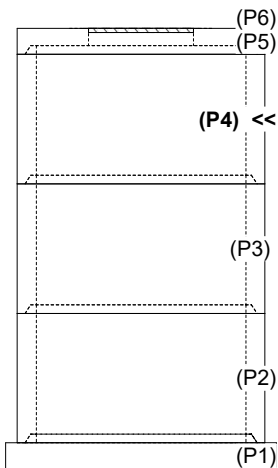
P6) 72" x 54" - HATCH (CAST FLUSH) - 3"	100 lb
P5) 144" - MH FLAT TOP w/72"x54" Hatch w/Conblock CDA Red F/G - 18"	20910 lb
P4) 144" - MH RISER Custom Ht, w/ConBlock-CDA Red T/G - 89"	47546 lb
P3) 144" - MH RISER Custom Ht, w/ConBlock-CDA Red T/G - 89"	47666 lb
P2) 144" - MH RISER Custom Ht, w/ConBlock-CDA Red T/G - 89"	47886 lb
P1) 144" - MH BASE SLAB EXT. w/CONBLOCK CDA RED T/n - 18"	53193 lb
3) JOINT WRAP - 12" WD x 144" MAC WRAP	0 lb
1) HATCH (Alum.) - HALLIDAY W2S 72"x54"	188 lb
1) ADMIXTURE CONBLOCK CDA RED	0 lb
1) This Structure Includes a Cast-In Item - W2S 72"x54" Hatch	0 lb
4) 144" - Conseal CS-231 1.00" (Double)	0 lb
2) Hole - 12	0 lb
1) Hole - 16	0 lb
1) Hole - 10	0 lb
Structure Total:	217489 lb

- Structure Notes:**
- PER ASTM C-478 SPECIFICATIONS
 - CONCRETE: 5,000 PSI AT 28 DAYS
 - REINFORCEMENT: PER ASTM A615
 - HALLIDAY W2S 72" X 54" HATCH SUPPLIED BY ICAST - TO BE CAST INTO FLAT LID
 - NO STEPS
 - CONBLOCK CDA RED ADMIXTURE REQUIRED
 - GARLOCK LINK-SEAL CONNECTORS SUPPLIED BY OTHERS

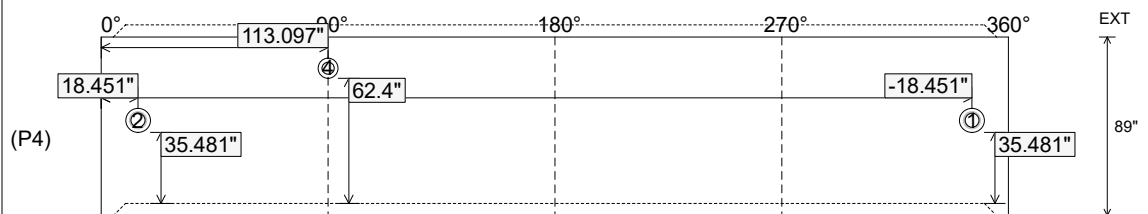
Rim: 793.2' Rim to Invert: 11.7' Slack: -0.6" Sump: 144" Step Position:

Position	Elev	Angle	Ext. (cw)	Pipe	Pipe OD	Connector	Hole	Horz Size	Up ()	Offset
Invert 1	788'	0°	-18.393"	8" HDPE DR11	8.625"	Hole 12	12"	12.424"	35.481"	-18.25"
Invert 2	788'	0°	18.393"	8" HDPE DR11	8.625"	Hole 12	12"	12.424"	35.481"	18.25"
Invert 3										
Invert 4	790.2'	90°	133.518"	6" PVC SDR26	6.25"	Hole 10	10"	10.008"	62.4"	0"
Invert 5										
Invert 6										
Invert 7										
Invert 8										

RIGHT-SIDE UP VIEW (int. dimensions)



INSIDE WALL DIMENSIONS



Coating (Int): Coating (Ext):	Seam Up: Tongue Seam Dn: Groove	Wall Thickness: 13" Floor Height: 0"	Height (Int): 89" Height (Ext): 89"	Weight (Net): 47546 lb Volume (Net): 12.14cu.yd
----------------------------------	------------------------------------	---	--	--