

Job Name: 25-3000 - Wilkinson Lane PS  
 Job Location: White House, TN  
 Contractor: Cumberland Valley Constructors, Inc.

Plant: 100  
 1/13/2026 2:37:39 PM

Tech: J. Horsley - F  
 PC: A. Chambers



**Structure ID: WW1**

**P3 MH144RSVFCDARED**

**MH RISER Custom Ht, w/ConBlock-CDA Red T/G**

P6) 72" x 54" - HATCH (CAST FLUSH) - 3"	100 lb
P5) 144" - MH FLAT TOP w/72"x54" Hatch w/Conblock CDA Red F/G - 18"	20910 lb
P4) 144" - MH RISER Custom Ht, w/ConBlock-CDA Red T/G - 89"	47546 lb
P3) 144" - MH RISER Custom Ht, w/ConBlock-CDA Red T/G - 89"	47666 lb
P2) 144" - MH RISER Custom Ht, w/ConBlock-CDA Red T/G - 89"	47886 lb
P1) 144" - MH BASE SLAB EXT. w/CONBLOCK CDA RED T/n - 18"	53193 lb
3) JOINT WRAP - 12" WD x 144" MAC WRAP	0 lb
1) HATCH (Alum.) - HALLIDAY W2S 72"x54"	188 lb
1) ADMIXTURE CONBLOCK CDA RED	0 lb
1) This Structure Includes a Cast-In Item - W2S 72"x54" Hatch	0 lb
4) 144" - Conseal CS-231 1.00" (Double)	0 lb
2) Hole - 12	0 lb
1) Hole - 16	0 lb
1) Hole - 10	0 lb
<b>Structure Total:</b>	<b>217489 lb</b>

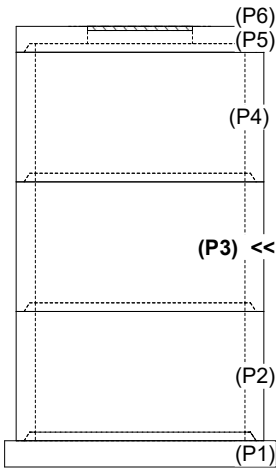
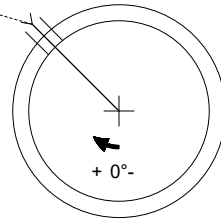
**Structure Notes:**  
 1. PER ASTM C-478 SPECIFICATIONS  
 2. CONCRETE: 5,000 PSI AT 28 DAYS  
 3. REINFORCEMENT: PER ASTM A615  
 4. HALLIDAY W2S 72" X 54" HATCH SUPPLIED BY ICAST - TO BE CAST INTO FLAT LID  
 5. NO STEPS  
 6. CONBLOCK CDA RED ADMIXTURE REQUIRED  
 7. GARLOCK LINK-SEAL CONNECTORS SUPPLIED BY OTHERS

Rim: 793.2' Rim to Invert: 11.7' Slack: -0.6" Sump: 144" Step Position:

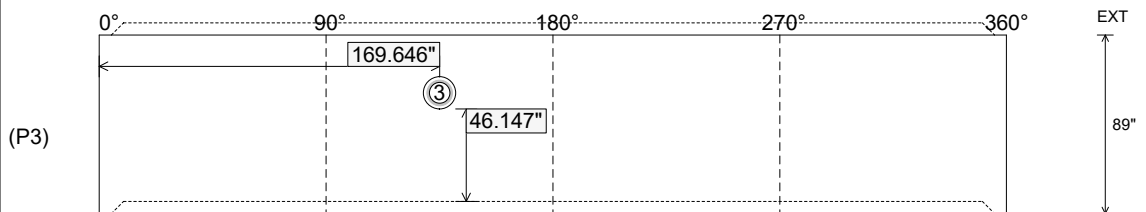
Position	Elev	Angle	Ext. (cw)	Pipe	Pipe OD	Connector	Hole	Horz Size	Up ( )	Offset
Invert 1										
Invert 2										
Invert 3	781.5'	135°	200.277"	12" HDPE DR11	12.75"	Hole 16	16"	16.033"	46.147"	0"
Invert 4										
Invert 5										
Invert 6										
Invert 7										
Invert 8										

**RIGHT-SIDE UP VIEW (int. dimensions)**

Invert: 3  
 Degree: 135°  
 Horz: 169.646"  
 Hole: 16"  
 Up( ): 46.147"



**INSIDE WALL DIMENSIONS**



Coating (Int):  
 Coating (Ext):

Seam Up: Tongue  
 Seam Dn: Groove

Wall Thickness: 13"  
 Floor Height: 0"

Height (Int): 89"  
 Height (Ext): 89"

Weight (Net): 47666 lb  
 Volume (Net): 12.18cu.yd