

Job Name: 25-3000 - Wilkinson Lane PS Job Location: White House, TN Contractor: Cumberland Valley Constructors, Inc.	Plant: 100 1/12/2026 7:30:02 AM	Tech: J. Horsley - F PC: A. Chambers	
--	------------------------------------	---	--

Structure ID: V2 Sump Pit

P1 BX1818-06BA12

BOX BASE 6inW, 6inF F/n

P1) 18" x 18" - BOX BASE 6inW, 6inF F/n - 12"
1) 18" x 18" - Conseal CS-102 1.00"
1) No Hole

1033 lb
0 lb
0 lb

Structure Total: 1033 lb

Structure Notes:


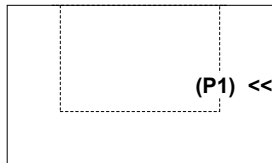
1. PER ASTM C-913 SPECIFICATIONS
2. CONCRETE: 4,000 PSI AT 28 DAYS
3. REINFORCEMENT: #5 BAR @ 12" C.C. E.W. (GRADE 60) - 2" MIN. REBAR CLEARANCE (TYP)
4. NO CASTING - SUMP PIT FOR STRUCTURE V2

Rim: 1' Rim to Invert: 1' Slack: 0" Sump: 0" Step Position:

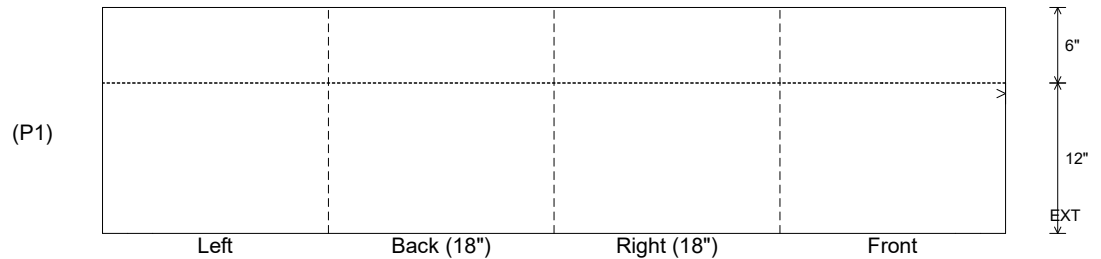
Position	Elev	Angle	Ext. (cw)	Pipe	Pipe OD	Connector	Hole	Horz Size	Up (L)	Offset
Invert 1				No Hole						
Invert 2										
Invert 3										
Invert 4										
Invert 5										
Invert 6										
Invert 7										
Invert 8										

RIGHT-SIDE UP VIEW (int. dimensions)

UPSIDE-DOWN VIEW (int. dimenions)



INSIDE WALL DIMENSIONS



Coating (Int): Coating (Ext):	Seam Up: Flat Seam Dn: n/a	Wall Thickness: 6" Floor Height: 6"	Height (Int): 12" Height (Ext): 18"	Weight (Net): 1033 lb Volume (Net): 0.26cu.yd
----------------------------------	-------------------------------	--	--	--