

Job Name: 25-2991 BHS Addition & Renovation Ph 2
 Job Location: Bardstown, KY
 Contractor: Parker Excavating, LLC

Plant: 100
 1/14/2026 9:49:47 AM

Tech: J. Horsley - A
 PC: Erica Bradley



Structure ID: 8B

P1 MH048BA42

MH BASE T/n

- P3) 24" - CASTING HEIGHT - 7"
- P2) 48" - ECC CONE w/ 24" HOLE F/G - 36"
- P1) 48" - MH BASE T/n - 42"
- 1) CASTING - HOE MC-315 F/C Storm
- 1) 48" - Conseal CS-102 1.00"
- 2) Hole - 30
- 6) MH Step ML-10-TDS-NCR - 10"

0 lb
 3000 lb
 3632 lb
 258 lb
 0 lb
 0 lb
 0 lb

 Structure Total: 6890 lb

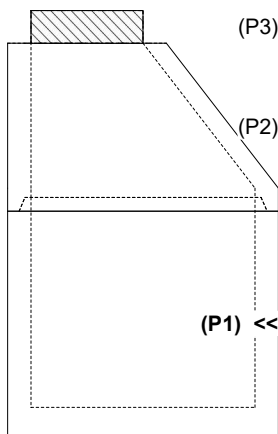
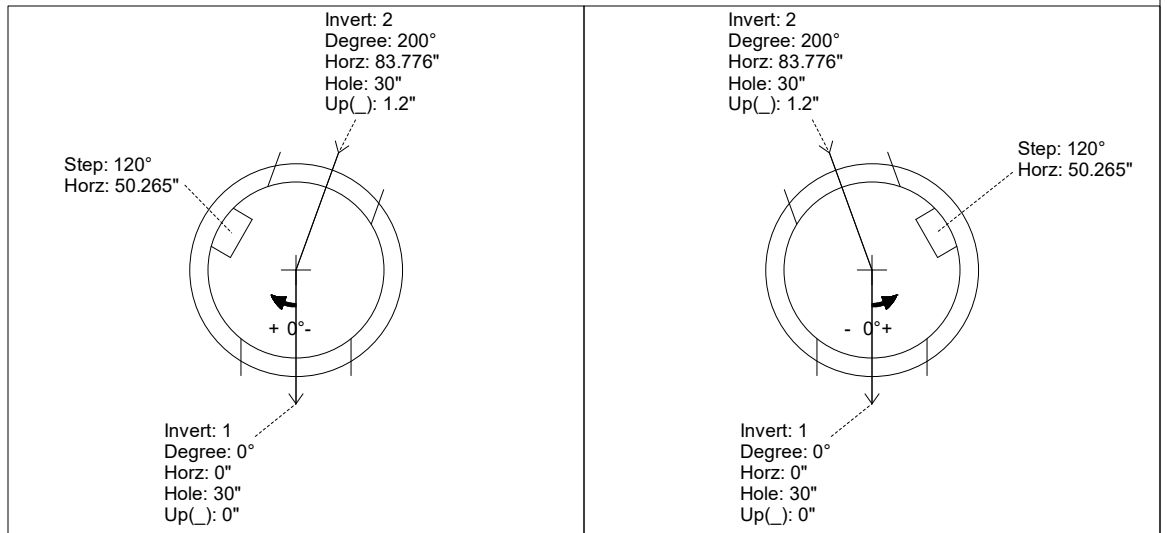
- Structure Notes:**
1. PER ASTM C-478 SPECIFICATIONS
 2. CONCRETE: 4,000 PSI AT 28 DAYS
 3. REINFORCEMENT: PER ASTM A615
 4. NO STORM INVERT
 5. STEPS AT 120 DEGREES
 6. HOE MC-315 FRAME & COVER "STORM" SUPPLIED BY ICAST

Rim: 644.6' Rim to Invert: 7.11' Slack: 2.22' Sump: 1.9' Step Position: 120°

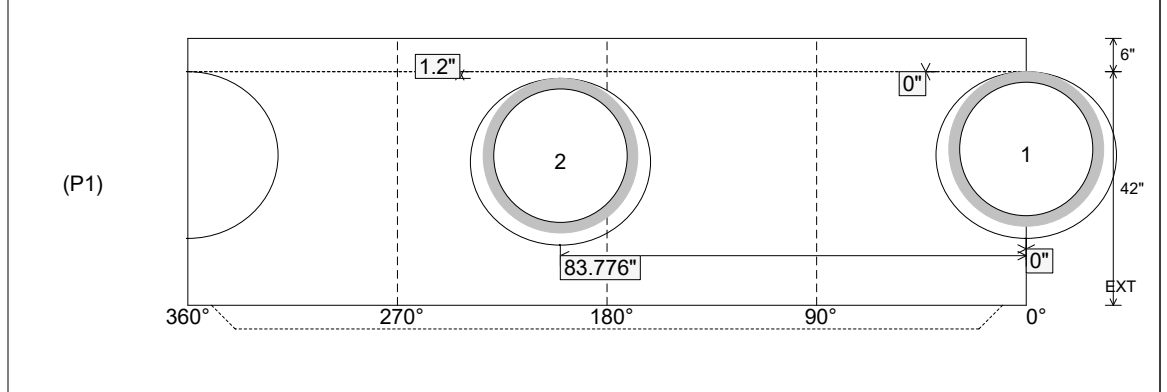
Position	Elev	Angle	Ext. (cw)	Pipe	Pipe OD	Connector	Hole	Horz Size	Up ()	Offset
Invert 1	637.49'	0°	0"	24" HDPE	27.8"	Hole 30	30"	32.406"	0"	0"
Invert 2	637.59'	200°	101.229"	24" HDPE	27.8"	Hole 30	30"	32.406"	1.2"	0"
Invert 3										
Invert 4										
Invert 5										
Invert 6										
Invert 7										
Invert 8										

RIGHT-SIDE UP VIEW (int. dimensions)

UPSIDE-DOWN VIEW (int. dimensions)



INSIDE WALL DIMENSIONS



Coating (Int): Coating (Ext):	Seam Up: Tongue Seam Dn: n/a	Wall Thickness: 5" Floor Height: 6"	Height (Int): 42" Height (Ext): 48"	Weight (Net): 3632 lb Volume (Net): 0.93cu.yd
----------------------------------	---------------------------------	--	--	--