

Job Name: 25-2991 BHS Addition & Renovation Ph 2
Job Location: Bardstown, KY
Contractor: Parker Excavating, LLC

PC: Erica Bradley
 TECH: J. Horsley - A
 Plant: 100



Structure ID: **6D**
 Spec: MSD
 Type: Yard Drain
 Size: 24" x 24"

Rim: 638.85'
 Invert: 635.7'
 Rim to Invert: 3.15'

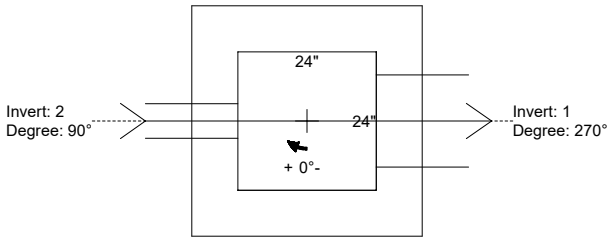
Sump: 0.25"
 Floor (Top): 635.679'
 Floor Height: 8"

Floor (Bot): 635.013'
 Overall Height: 3.833'
 Slack: 0.05"

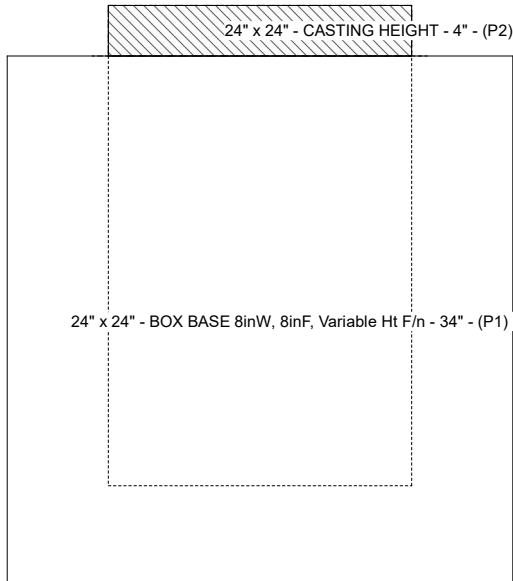
- Structure Notes:**
 PLAN LABEL: YD-6D
 1. PER ASTM C-913 SPECIFICATIONS
 2. CONCRETE: 4,000 PSI AT 28 DAYS
 3. REINFORCEMENT: #5 BAR @ 12" C.C. E.W. (GRADE 60)
 4. NO STORM INVERT
 5. NO STEPS
 6. HOE 280T FRAME & GRATE SUPPLIED BY ICAST

STRUCTURE SUMMARY:

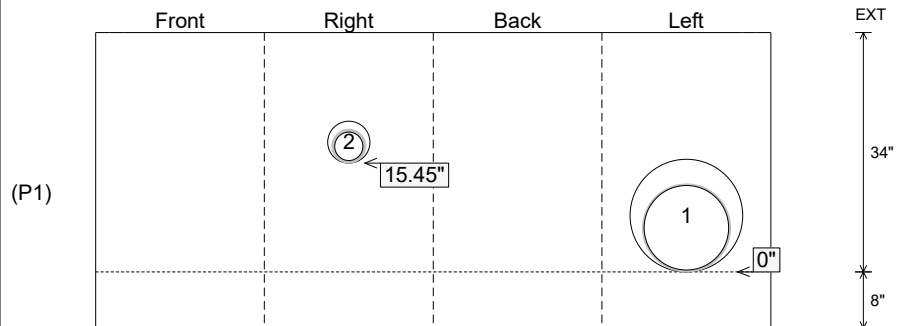
P2) 24" x 24" - CASTING HEIGHT - 4"	0 lb
P1) 24" x 24" - BOX BASE 8inW, 8inF, Variable Ht F/n - 34"	3842 lb
1) CASTING - HOE 280T F/G	182 lb
1) 24" x 24" - Conseal CS-102 1.00"	0 lb
1) Hole - 16	0 lb
1) Hole - 6	0 lb
Structure Total:	4024 lb



Position	Elev	Angle	Pipe	Pipe OD	Hole	Connector	Up (L)	Ref
Rim	638.85'							
Reducer								
Invert 1	635.7'	270°	12" PVC SDR35	12.5"	16"	Hole 16	0"	P1
Invert 2	637'	90°	4" HDPE (perf pipe)	4.8"	6"	Hole 6	15.45"	P1
Invert 3								
Invert 4								
Invert 5								
Invert 6								
Invert 7								
Invert 8								



Cast (Int. Dim.) - Interior Dimensions



Submittal Drawing
 1/13/2026 12:21:45 PM

SUBMITTAL
 APPROVED BY: