

Job Name: 25-2991 BHS Addition & Renovation Ph 2 Job Location: Bardstown, KY Contractor: Parker Excavating, LLC	Plant: 100 1/13/2026 3:49:32 PM	Tech: J. Horsley - A PC: Erica Bradley	
---	------------------------------------	---	--

Structure ID: 6D

P1 BX2424-08BAVF

BOX BASE 8inW, 8inF, Variable Ht F/n

- P2) 24" x 24" - CASTING HEIGHT - 4"
- P1) 24" x 24" - BOX BASE 8inW, 8inF, Variable Ht F/n - 34"
- 1) CASTING - HOE 280T F/G
- 1) 24" x 24" - Conseal CS-102 1.00"
- 1) Hole - 16
- 1) Hole - 6

- Structure Notes:**
1. PER ASTM C-913 SPECIFICATIONS
 2. CONCRETE: 4,000 PSI AT 28 DAYS
 3. REINFORCEMENT: #5 BAR @ 12" C.C. E.W. (GRADE 60) - 2" MIN. REBAR CLEARANCE (TYP)
 4. NO STORM INVERT
 5. NO STEPS
 6. HOE 280T FRAME & GRATE SUPPLIED BY ICAST

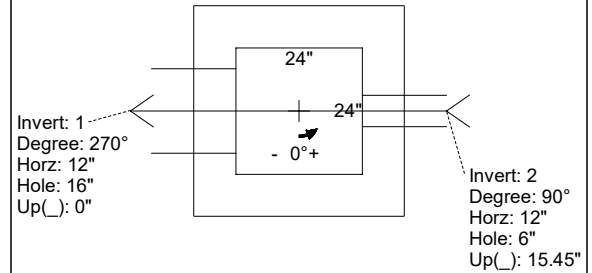
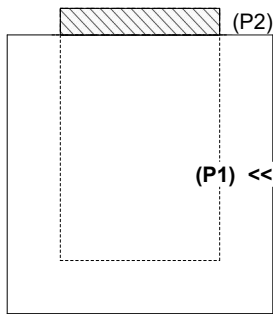
Structure Total: 4024 lb

Rim: 638.85' Rim to Invert: 3.15' Slack: 0.05" Sump: 0.25" Step Position:

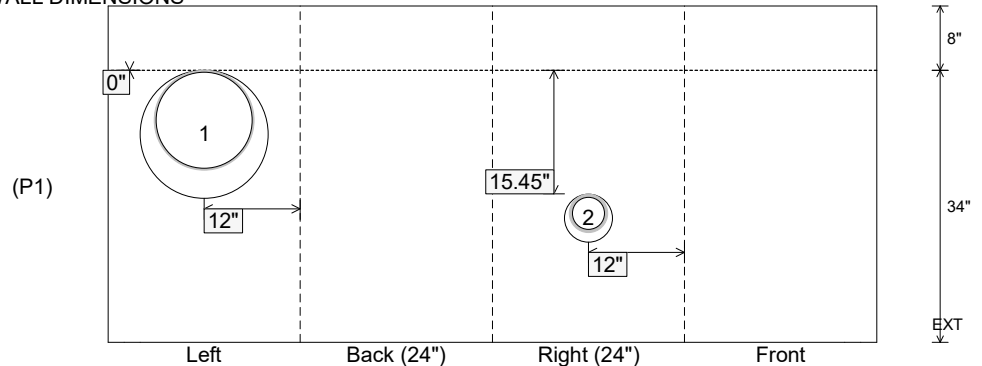
Position	Elev	Angle	Ext. (cw)	Pipe	Pipe OD	Connector	Hole	Horz Size	Up ()	Offset
Invert 1	635.7'	270°	20"	12" PVC SDR35	12.5"	Hole 16	16"	16"	0"	0"
Invert 2	637'	90°	20"	4" HDPE (perf pipe)	4.8"	Hole 6	6"	6"	15.45"	0"
Invert 3										
Invert 4										
Invert 5										
Invert 6										
Invert 7										
Invert 8										

RIGHT-SIDE UP VIEW (int. dimensions)

UPSIDE-DOWN VIEW (int. dimensions)



INSIDE WALL DIMENSIONS



Coating (Int): Coating (Ext):	Seam Up: Flat Seam Dn: n/a	Wall Thickness: 8" Floor Height: 8"	Height (Int): 34" Height (Ext): 42"	Weight (Net): 3842 lb Volume (Net): 0.98cu.yd
----------------------------------	-------------------------------	--	--	--