

Job Name: 25-2991 BHS Addition & Renovation Ph 2  
 Job Location: Bardstown, KY  
 Contractor: Parker Excavating, LLC

Plant: 100  
 1/14/2026 9:49:52 AM

Tech: J. Horsley - A  
 PC: Erica Bradley



**Structure ID: 3B**

**P1 MH048BAVF**

**MH BASE Custom Ht T/n**

- P3) 24" - CASTING HEIGHT - 7"
- P2) 48" - MH FLAT TOP w/ 24" Center Hole F/G - 12"
- P1) 48" - MH BASE Custom Ht T/n - 34"
- 1) CASTING - HOE MCB-350-B F/G
- 1) 48" - Conseal CS-102 1.00"
- 2) Hole - 16
- 1) Hole - 6

0 lb  
 1580 lb  
 3514 lb  
 288 lb  
 0 lb  
 0 lb  
 0 lb  
 -----  
 Structure Total: 5382 lb

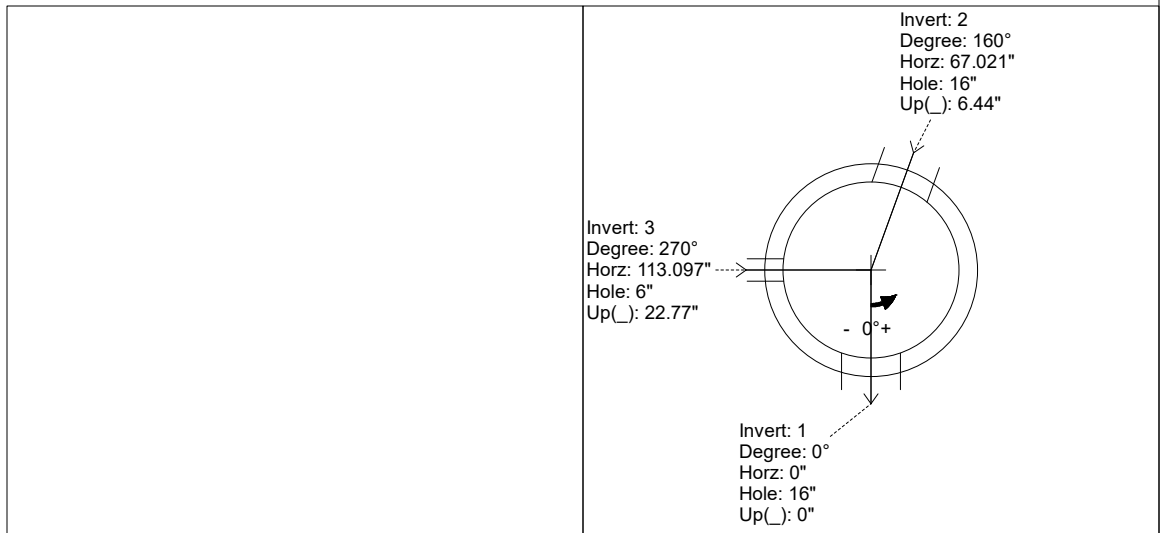
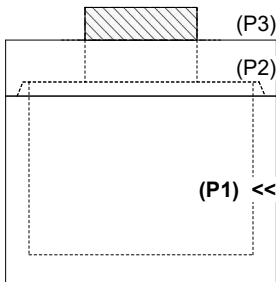
- Structure Notes:**
1. PER ASTM C-478 SPECIFICATIONS
  2. CONCRETE: 4,000 PSI AT 28 DAYS
  3. REINFORCEMENT: PER ASTM A615
  4. NO STORM INVERT
  5. NO STEPS
  6. HOE MCB-350B FRAME & BAR GRATE SUPPLIED BY ICAST

Rim: 646' Rim to Invert: 4.41' Slack: 0.17" Sump: 0.25" Step Position:

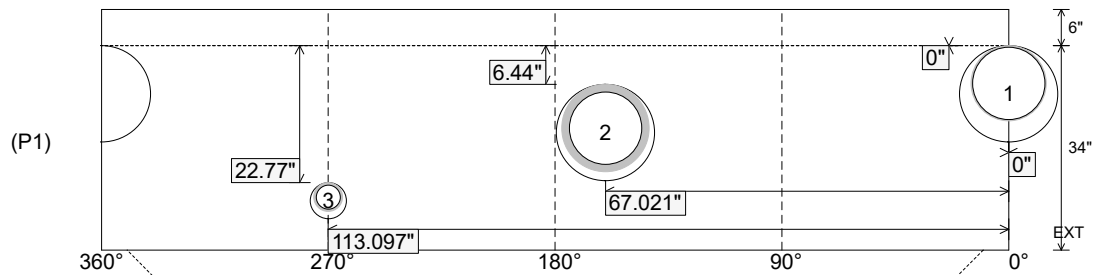
Position	Elev	Angle	Ext. (cw)	Pipe	Pipe OD	Connector	Hole	Horz Size	Up ( )	Offset
Invert 1	641.59'	0°	0"	12" PVC SDR35	12.5"	Hole 16	16"	16.312"	0"	0"
Invert 2	642.21'	160°	80.983"	12" HDPE	14.5"	Hole 16	16"	16.312", 1.461"	6.44"	0"
Invert 3	643.5'	270°	136.659"	4" HDPE (perf pipe)	4.8"	Hole 6	6"	6.016"	22.77"	0"
Invert 4										
Invert 5										
Invert 6										
Invert 7										
Invert 8										

RIGHT-SIDE UP VIEW (int. dimensions)

UPSIDE-DOWN VIEW (int. dimensions)



INSIDE WALL DIMENSIONS



Coating (Int):  
 Coating (Ext):

Seam Up: Tongue  
 Seam Dn: n/a

Wall Thickness: 5"  
 Floor Height: 6"

Height (Int): 34"  
 Height (Ext): 40"

Weight (Net): 3514 lb  
 Volume (Net): 0.9cu.yd