

Job Name: 25-2991 BHS Addition & Renovation Ph 2
 Job Location: Bardstown, KY
 Contractor: Parker Excavating, LLC

Plant: 100
 1/14/2026 9:49:53 AM

Tech: J. Horsley - A
 PC: Erica Bradley



Structure ID: 2B

P1 BX2424-08BA30

BOX BASE 8inW, 8inF F/n

- P2) 24" x 24" - CASTING HEIGHT - 4"
- P1) 24" x 24" - BOX BASE 8inW, 8inF F/n - 30"
- 1) CASTING - HOE 280T F/G
- 1) 24" x 24" - Conseal CS-102 1.00"
- 1) Hole - 16
- 1) Hole - 6

0 lb
 3477 lb
 182 lb
 0 lb
 0 lb
 0 lb
 Structure Total: 3659 lb

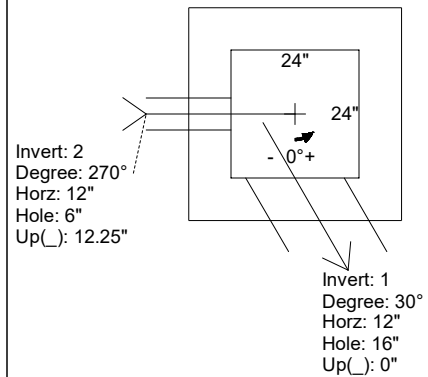
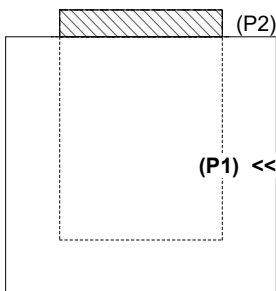
- Structure Notes:**
1. PER ASTM C-913 SPECIFICATIONS
 2. CONCRETE: 4,000 PSI AT 28 DAYS
 3. REINFORCEMENT: #5 BAR @ 12" C.C. E.W. (GRADE 60) - 2" MIN. REBAR CLEARANCE (TYP)
 4. NO STORM INVERT
 5. NO STEPS
 6. HOE 280T FRAME & GRATE SUPPLIED BY ICAST

Rim: 645.5' Rim to Invert: 2.75' Slack: 0.25" Sump: 1.25" Step Position:

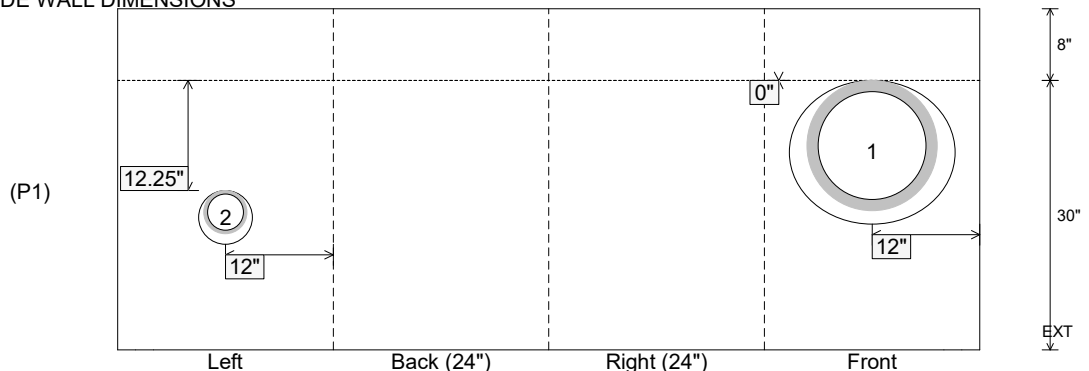
Position	Elev	Angle	Ext. (cw)	Pipe	Pipe OD	Connector	Hole	Horz Size	Up ()	Offset
Invert 1	642.75'	30°	24.619"	12" HDPE	14.5"	Hole 16	16"	18.475"	0"	-6"
Invert 2	643.7'	270°	20"	4" HDPE (perf pipe)	4.8"	Hole 6	6"	6"	12.25"	0"
Invert 3										
Invert 4										
Invert 5										
Invert 6										
Invert 7										
Invert 8										

RIGHT-SIDE UP VIEW (int. dimensions)

UPSIDE-DOWN VIEW (int. dimensions)



INSIDE WALL DIMENSIONS



Coating (Int):
 Coating (Ext):

Seam Up: Flat
 Seam Dn: n/a

Wall Thickness: 8"
 Floor Height: 8"

Height (Int): 30"
 Height (Ext): 38"

Weight (Net): 3477 lb
 Volume (Net): 0.89cu.yd