Job Name: 25-2952 - KYTC Jefferson Co Call 106 (251315)
Job Location: Indiana, KY
Contractor: Louisville Paving and Construction

PC: J. Jarvis
TECH: J. Horsley - A
Plant: 100

Structure ID: **78**

Spec: KYTC	Rim: 552.12'	Sump: 0"	Floor (Bot): 546.953'
Type: DBI TYPE 13G	Invert: 547.62'	Floor (Top): 547.62'	Overall Height: 5.167'
Size: 24" x 30"	Rim to Invert: 4.5'	Floor Height: 8"	Slack: 0"

Structure Notes:
KYTC STATE PROJECT
1. PER KYTC DBI TYPE 13G / ASTM C-913 SPECS
2. CONCRETE: 4,000 PSI AT 28 DAYS
3. REINFORCEMENT:
   - FLAT LID: DOUBLE MAT #5 BAR @ 6" C.C. E.W. (GRADE 60)
   - PIPE CHAMBER: #5 BAR @ 12" C.C. E.W. (GRADE 60)
4. NO STORM INVERT
5. NO STEPS
6. HOE KY-230G FRAME & GRATE SUPPLIED BY OTHERS
7. STUB #5 BARS SPACED @ 12" C.C. (GRADE 60) 6" OUT TOP OF FLAT LID AROUND 15" X 27" OPENING FOR FIELD POUR TIE-IN

STRUCTURE SUMMARY:

P3) 15" x 27" - P.I.P. - BY OTHERS - 8"	0 lb
P2) 24" x 30" - CB FLAT TOP 8"W w/15"x27" HOLE F/F - 8"	963 lb
P1) 24" x 30" - BOX BASE 8inW, 8inF, Variable Ht F/n - 38"	4408 lb
1) 24" x 30" - Conseal CS-102 1.00"	0 lb
1) 15" x 27" - Conseal CS-102 1.00"	0 lb
1) Hole - 20	0 lb
1) Hole - 18	0 lb
2) Hole - 4	0 lb
Structure Total:	5371 lb

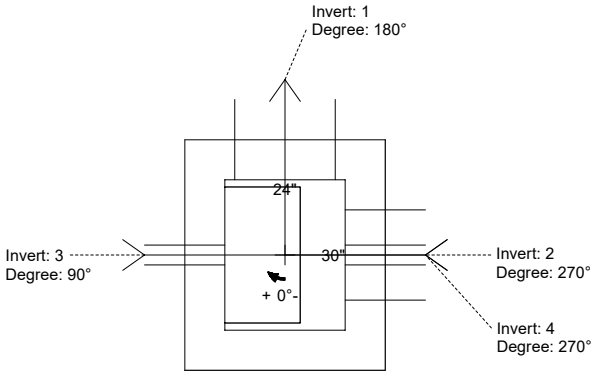

Position	Elev	Angle	Pipe	Pipe OD	Hole	Connector	Up (_)	Ref
Rim	552.12'							
Reducer								
Invert 1	547.62'	180°	15" HDPE	17.6"	20"	Hole 20	-2.5"	P1
Invert 2	547.62'	270°	12" HDPE	14.5"	18"	Hole 18	-3"	P1
Invert 3	550.12'	90°	4" WEEP HOLE	4"	4"	Hole 4	30"	P1
Invert 4	550.12'	270°	4" WEEP HOLE	4"	4"	Hole 4	30"	P1
Invert 5								
Invert 6								
Invert 7								
Invert 8								

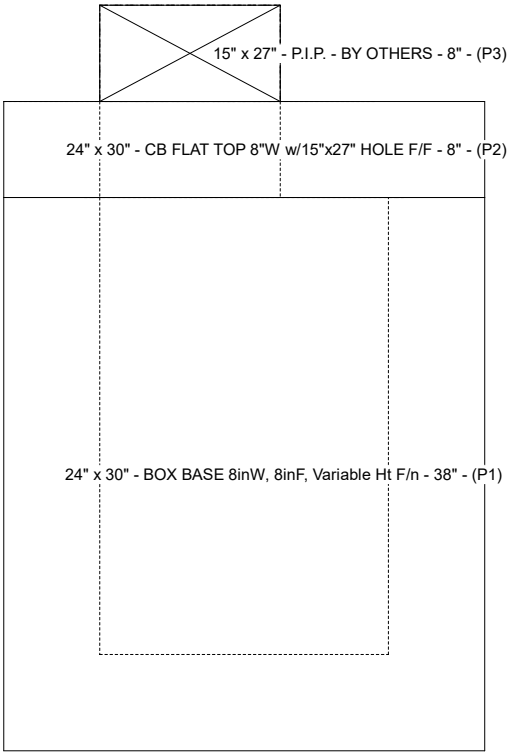

Cast (Int. Dim.) - Interior Dimensions

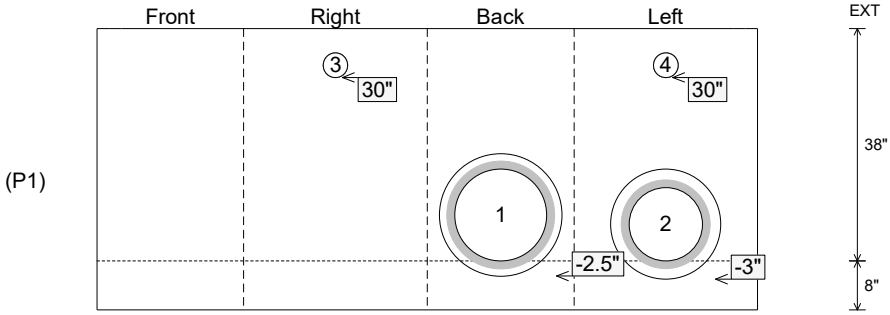

Submittal Drawing
5/12/2026 11:30:59 AM

SUBMITTAL
APPROVED BY: