Job Name: 25-2952 - KYTC Jefferson Co Call 106 (251315)
Job Location: Indiana, KY
Contractor: Louisville Paving and Construction

PC: J. Jarvis
TECH: J. Horsley - A
Plant: 100

Structure ID: **134**

Spec: MSD	Rim: 566.5'	Sump: 0"	Floor (Bot): 560.083'
Type: Yard Drain	Invert: 560.75'	Floor (Top): 560.75'	Overall Height: 6.417'
Size: 24" x 24"	Rim to Invert: 5.75'	Floor Height: 8"	Slack: 0"

Structure Notes:
1. PER MSD YARD DRAIN / ASTM C-913 SPECS
2. CONCRETE: 4,000 PSI AT 28 DAYS
3. REINFORCEMENT:
   - FLAT LID: #5 BAR @ 6" C.C. E.W. (GRADE 60)
   - BASE: #5 BAR @ 12" C.C. E.W. (GRADE 60)
4. HOE 165-A FRAME & GRATE SUPPLIED BY OTHERS

STRUCTURE SUMMARY:

P3) 18" x 18" - CASTING HEIGHT - 4"	0 lb
P2) 24" x 24" - CB FLAT TOP 8"W w/18"x18" HOLE F/F - 8"	857 lb
P1) 24" x 24" - BOX BASE 8inW, 8inF, Variable Ht F/n - 57"	5335 lb
1) 24" x 24" - Conseal CS-102 1.00"	0 lb
1) 18" x 18" - Conseal CS-102 1.00"	0 lb
1) Hole - 20	0 lb
1) Hole - 22	0 lb
1) Hole - 18	0 lb
Structure Total:	6192 lb

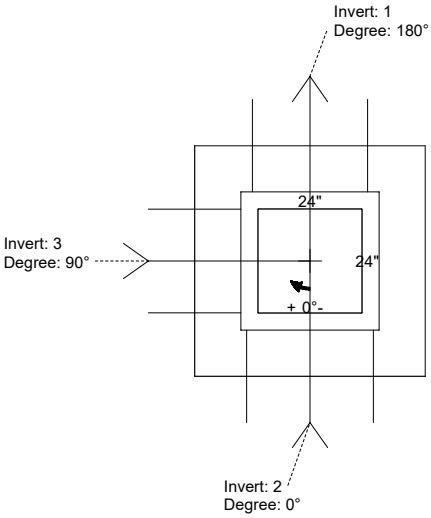

Position	Elev	Angle	Pipe	Pipe OD	Hole	Connector	Up (_)	Ref
Rim	566.5'							
Reducer								
Invert 1	560.75'	180°	15" HDPE	17.6"	20"	Hole 20	-2.5"	P1
Invert 2	560.75'	0°	15" RCP B WALL	19.5"	22"	Hole 22	-3.5"	P1
Invert 3	561.25'	90°	12" HDPE	14.5"	18"	Hole 18	3"	P1
Invert 4								
Invert 5								
Invert 6								
Invert 7								
Invert 8								

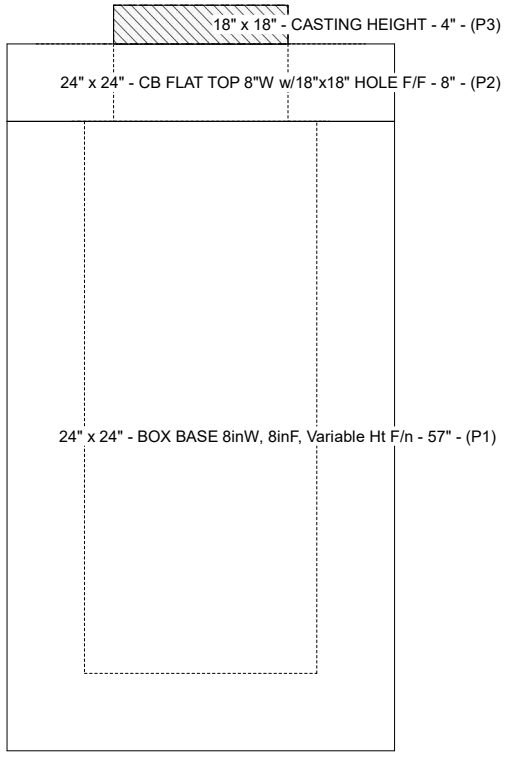

Cast (Int. Dim.) - Interior Dimensions

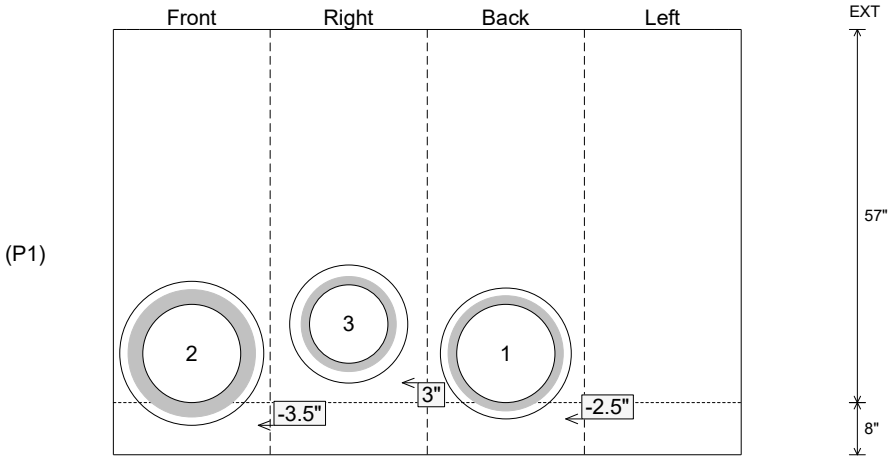

Submittal Drawing
6/17/2026 5:40:22 PM

SUBMITTAL
APPROVED BY: