

**Job Name: 25-2898B - Hunter's Ridge Ph.1**  
**Job Location: Owensboro, KY**  
**Contractor: Ernie Davis & Sons Mechanical, Inc.**

PC: T. Lewis  
 TECH: J. Horsley - F  
 Plant: 100



Structure ID: **MH B-3**  
 Spec: Sanitary  
 Type: SAN.MH w/ConBlock-CDA Red  
 Size: 48"

Rim: 454.38'  
 Invert: 440'  
 Rim to Invert: 14.38'

Sump: 2"  
 Floor (Top): 439.833'  
 Floor Height: 8"

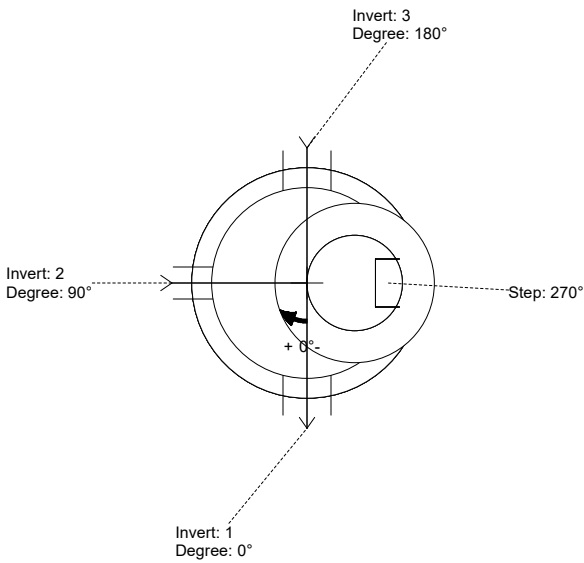
Floor (Bot): 439.167'  
 Overall Height: 15.083'  
 Slack: 1.56"

**Structure Notes:**

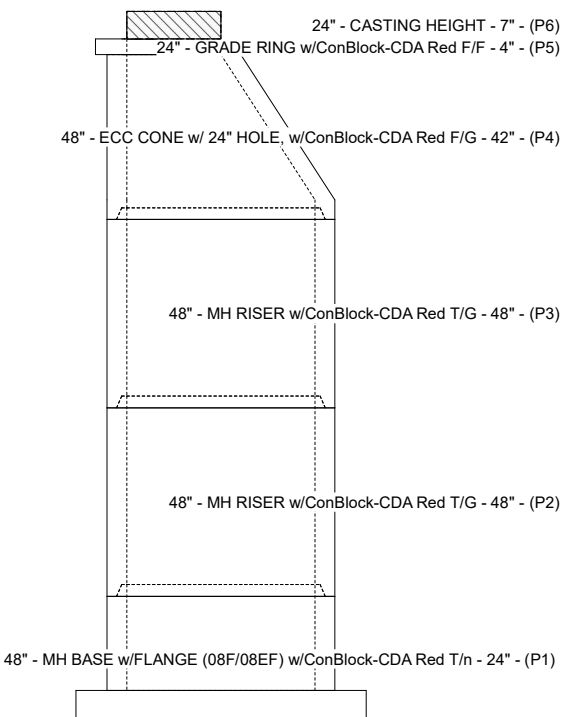
1. PER ASTM C-478 SPECIFICATIONS
2. CONCRETE: 4,000 PSI AT 28 DAYS
3. REINFORCEMENT: PER ASTM A615
4. INVERT CHANNEL REQUIRED
5. CONBLOCK CDA RED ADMIXTURE REQUIRED
6. STEPS AT 270 DEGREES
7. CASTING BY OTHERS

**STRUCTURE SUMMARY:**

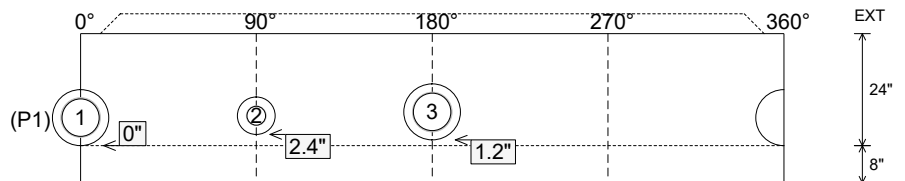
- P6) 24" - CASTING HEIGHT - 7" 0 lb
  - P5) 24" - GRADE RING w/ConBlock-CDA Red F/F - 4" 270 lb
  - P4) 48" - ECC CONE w/ 24" HOLE, w/ConBlock-CDA Red F/G - 42" 3116 lb
  - P3) 48" - MH RISER w/ConBlock-CDA Red T/G - 48" 3353 lb
  - P2) 48" - MH RISER w/ConBlock-CDA Red T/G - 48" 3353 lb
  - P1) 48" - MH BASE w/FLANGE (08F/08EF) w/ConBlock-CDA Red T/n - 24" 4447 lb
  - 1) JOINT WRAP - 0.065"x6"x50" CONSEAL CS212 0 lb
  - 1) JOINT WRAP PRIMER - CONSEAL CS-75 (1 gal.) 0 lb
  - 1) ADMIXTURE CONBLOCK CDA RED 0 lb
  - 1) 48" - MH INVERT CHANNEL w/ConBlock-CDA Red - FULL HEIGHT 1440 lb
  - 3) 48" - Conseal CS-102 1.00" (Double) 0 lb
  - 2) PSX - 12-08 NYLO 16 lb
  - 1) PSX - 8QRS-S NYLO 6 lb
  - 14) MH Step ML-10-TDS-NCR - 10" 0 lb
- Structure Total: 16002 lb



Position	Elev	Angle	Pipe	Pipe OD	Hole	Connector	Up ( )	Ref
Rim	454.38'							
Reducer								
Invert 1	440'	0°	8" PVC SDR35	8.5"	12"	PSX 12-08 NYLO	0"	P1
Invert 2	440.2'	90°	4" PVC SDR35	4.25"	8"	PSX 8QRS-S NYLO	2.4"	P1
Invert 3	440.1'	180°	8" PVC SDR35	8.5"	12"	PSX 12-08 NYLO	1.2"	P1
Invert 4								
Invert 5								
Invert 6								
Invert 7								
Invert 8								



**Cast (Int. Dim.) - Interior Dimensions**



Submittal Drawing  
 12/16/2025 1:48:07 PM

SUBMITTAL  
 APPROVED BY: