

Job Name: 25-2898B - Hunter's Ridge Ph.1  
 Job Location: Owensboro, KY  
 Contractor: Ernie Davis & Sons Mechanical, Inc.

Plant: 100  
 12/16/2025 1:57:09 PM

Tech: J. Horsley - F  
 PC: T. Lewis



**Structure ID: MH A-8**

**P2 MH048RS60CDARED**

**MH RISER w/ConBlock-CDA Red T/G**

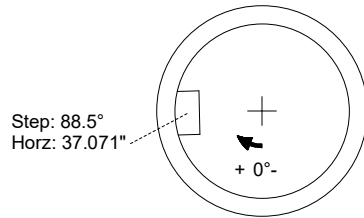
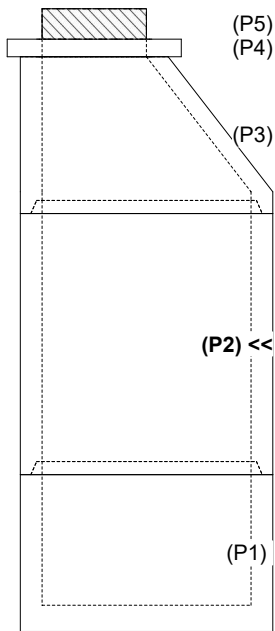
P5) 24" - CASTING HEIGHT - 7"	0 lb
P4) 24" - GRADE RING w/ConBlock-CDA Red F/F - 4"	270 lb
P3) 48" - ECC CONE w/ 24" HOLE, w/ConBlock-CDA Red F/G - 36"	2251 lb
P2) 48" - MH RISER w/ConBlock-CDA Red T/G - 60"	4192 lb
P1) 48" - MH BASE w/ConBlock-CDA Red T/n - 30"	3282 lb
1) JOINT WRAP - 0.065"x6"x50' CONSEAL CS212	0 lb
1) JOINT WRAP PRIMER - CONSEAL CS-75 (1 gal.)	0 lb
1) ADMIXTURE CONBLOCK CDA RED	0 lb
1) 48" - MH INVERT CHANNEL w/ConBlock-CDA Red - FULL HEIGHT	1440 lb
2) 48" - Conseal CS-102 1.00" (Double)	0 lb
3) PSX - 12-08 NYLO	24 lb
10) MH Step ML-10-TDS-NCR - 10"	0 lb
Structure Total:	11459 lb

- Structure Notes:**
- PER ASTM C-478 SPECIFICATIONS
  - CONCRETE: 4,000 PSI AT 28 DAYS
  - REINFORCEMENT: PER ASTM A615
  - INVERT CHANNEL REQUIRED
  - CONBLOCK CDA RED ADMIXTURE REQUIRED
  - STEPS AT 88.5 DEGREES
  - CASTING BY OTHERS

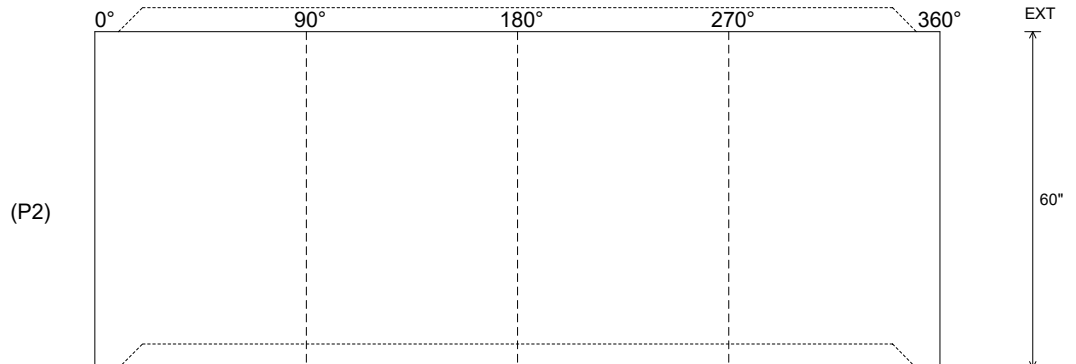
Rim: 425.68' Rim to Invert: 11.38' Slack: 1.56" Sump: 2" Step Position: 88.5°

Position	Elev	Angle	Ext. (cw)	Pipe	Pipe OD	Connector	Hole	Horz Size	Up ( )	Offset
Invert 1										
Invert 2										
Invert 3										
Invert 4										
Invert 5										
Invert 6										
Invert 7										
Invert 8										

**RIGHT-SIDE UP VIEW (int. dimensions)**



**INSIDE WALL DIMENSIONS**



Coating (Int):  
 Coating (Ext):

Seam Up: Tongue  
 Seam Dn: Groove

Wall Thickness: 5"  
 Floor Height: 0"

Height (Int): 60"  
 Height (Ext): 60"

Weight (Net): 4192 lb  
 Volume (Net): 1.07cu.yd