

**Job Name: 25-2898B - Hunter's Ridge Ph.1**  
**Job Location: Owensboro, KY**  
**Contractor: Ernie Davis & Sons Mechanical, Inc.**

PC: T. Lewis  
 TECH: J. Horsley - F  
 Plant: 100



Structure ID: **MH A-6**  
 Spec: Sanitary  
 Type: SAN.MH w/ConBlock-CDA Red  
 Size: 48"

Rim: 424'  
 Invert: 412.19'  
 Rim to Invert: 11.81'

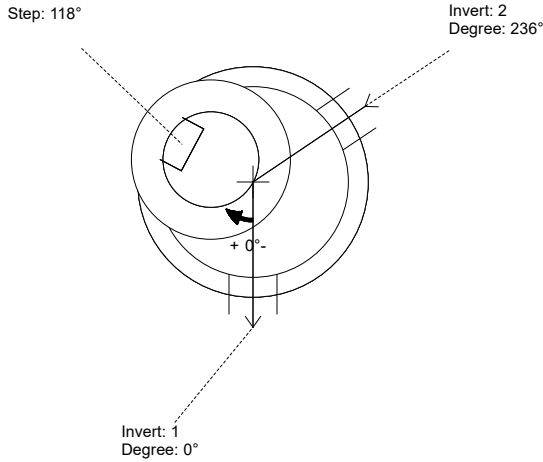
Sump: 2"  
 Floor (Top): 412.023'  
 Floor Height: 6"

Floor (Bot): 411.523'  
 Overall Height: 12.417'  
 Slack: 0.72"

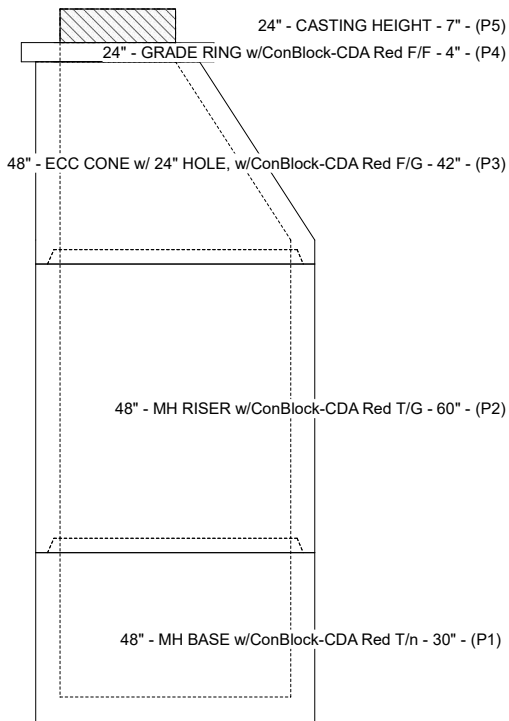
- Structure Notes:**
1. PER ASTM C-478 SPECIFICATIONS
  2. CONCRETE: 4,000 PSI AT 28 DAYS
  3. REINFORCEMENT: PER ASTM A615
  4. INVERT CHANNEL REQUIRED
  5. CONBLOCK CDA RED ADMIXTURE REQUIRED
  6. STEPS AT 118 DEGREES
  7. CASTING BY OTHERS

**STRUCTURE SUMMARY:**

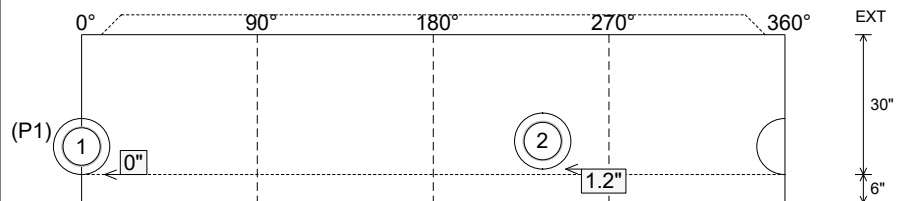
P5) 24" - CASTING HEIGHT - 7"	0 lb
P4) 24" - GRADE RING w/ConBlock-CDA Red F/F - 4"	270 lb
P3) 48" - ECC CONE w/ 24" HOLE, w/ConBlock-CDA Red F/G - 42"	3116 lb
P2) 48" - MH RISER w/ConBlock-CDA Red T/G - 60"	4192 lb
P1) 48" - MH BASE w/ConBlock-CDA Red T/n - 30"	3330 lb
1) JOINT WRAP - 0.065"x6"x50' CONSEAL CS212	0 lb
1) JOINT WRAP PRIMER - CONSEAL CS-75 (1 gal.)	0 lb
1) ADMIXTURE CONBLOCK CDA RED	0 lb
1) 48" - MH INVERT CHANNEL w/ConBlock-CDA Red - FULL HEIGHT	1440 lb
2) 48" - Conseal CS-102 1.00" (Double)	0 lb
2) PSX - 12-08 NYLO	16 lb
11) MH Step ML-10-TDS-NCR - 10"	0 lb
<b>Structure Total:</b>	<b>12364 lb</b>



Position	Elev	Angle	Pipe	Pipe OD	Hole	Connector	Up (L)	Ref
Rim	424'							
Reducer								
Invert 1	412.19'	0°	8" PVC SDR35	8.5"	12"	PSX 12-08 NYLO	0"	P1
Invert 2	412.29'	236°	8" PVC SDR26	8.5"	12"	PSX 12-08 NYLO	1.2"	P1
Invert 3								
Invert 4								
Invert 5								
Invert 6								
Invert 7								
Invert 8								



**Cast (Int. Dim.) - Interior Dimensions**



Submittal Drawing  
 12/16/2025 1:48:05 PM

SUBMITTAL  
 APPROVED BY: