

Job Name: 25-2898B - Hunter's Ridge Ph.1
Job Location: Owensboro, KY
Contractor: Ernie Davis & Sons Mechanical, Inc.

PC: T. Lewis
 TECH: J. Horsley - F
 Plant: 100



Structure ID: **MH A-3**

Spec: Sanitary
 Type: SAN.MH w/ConBlock-CDA Red
 Size: 48"

Rim: 416'
 Invert: 408.29'
 Rim to Invert: 7.71'

Sump: 2"
 Floor (Top): 408.123'
 Floor Height: 6"

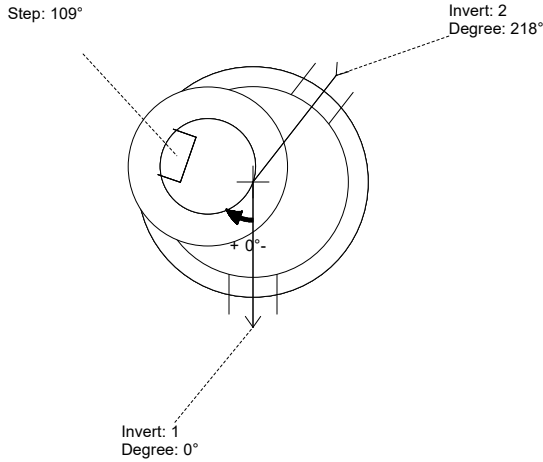
Floor (Bot): 407.623'
 Overall Height: 8.333'
 Slack: 0.52"

Structure Notes:

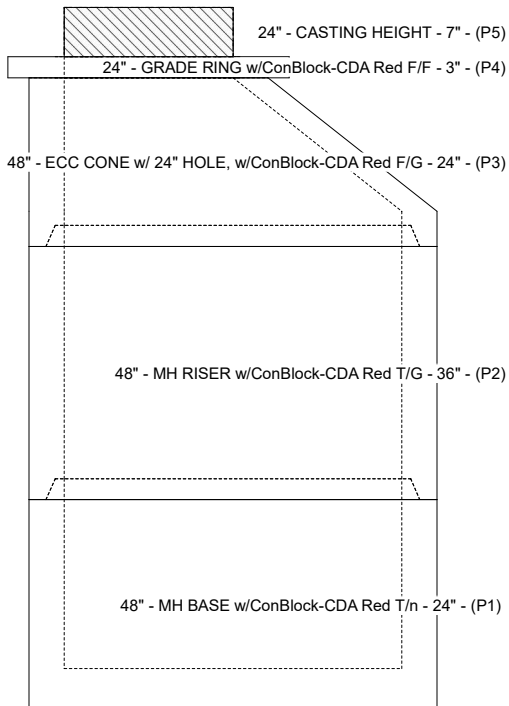
1. PER ASTM C-478 SPECIFICATIONS
2. CONCRETE: 4,000 PSI AT 28 DAYS
3. REINFORCEMENT: PER ASTM A615
4. INVERT CHANNEL REQUIRED
5. CONBLOCK CDA RED ADMIXTURE REQUIRED
6. STEPS AT 109 DEGREES
7. CASTING BY OTHERS

STRUCTURE SUMMARY:

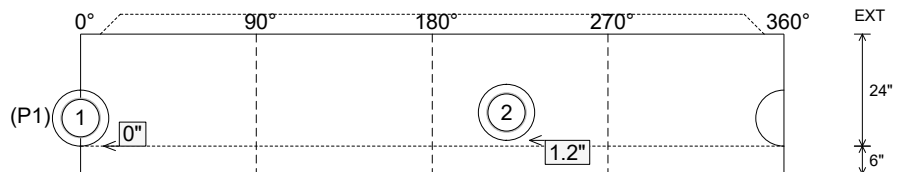
- P5) 24" - CASTING HEIGHT - 7" 0 lb
 - P4) 24" - GRADE RING w/ConBlock-CDA Red F/F - 3" 202 lb
 - P3) 48" - ECC CONE w/ 24" HOLE, w/ConBlock-CDA Red F/G - 24" 1738 lb
 - P2) 48" - MH RISER w/ConBlock-CDA Red T/G - 36" 2515 lb
 - P1) 48" - MH BASE w/ConBlock-CDA Red T/n - 24" 2911 lb
 - 1) JOINT WRAP - 0.065"x6"x50' CONSEAL CS212 0 lb
 - 1) JOINT WRAP PRIMER - CONSEAL CS-75 (1 gal.) 0 lb
 - 1) ADMIXTURE CONBLOCK CDA RED 0 lb
 - 1) 48" - MH INVERT CHANNEL w/ConBlock-CDA Red - FULL HEIGHT 1440 lb
 - 2) 48" - Conseal CS-102 1.00" (Double) 0 lb
 - 2) PSX - 12-08 NYLO 16 lb
 - 7) MH Step ML-10-TDS-NCR - 10" 0 lb
- Structure Total: 8823 lb



Position	Elev	Angle	Pipe	Pipe OD	Hole	Connector	Up (L)	Ref
Rim	416'							
Reducer								
Invert 1	408.29'	0°	8" PVC SDR35	8.5"	12"	PSX 12-08 NYLO	0"	P1
Invert 2	408.39'	218°	8" PVC SDR35	8.5"	12"	PSX 12-08 NYLO	1.2"	P1
Invert 3								
Invert 4								
Invert 5								
Invert 6								
Invert 7								
Invert 8								



Cast (Int. Dim.) - Interior Dimensions



Submittal Drawing
 12/16/2025 1:48:02 PM

SUBMITTAL
 APPROVED BY: