

Job Name: 25-2897 Marriott Studio Res
Job Location: Paducah, KY
Contractor: Central Paving Co. of Paducah, Inc.

PC: A. Chambers
 TECH: J. Coppage
 Plant: Beaver Dam



Structure ID: **CB9**
 Spec: Storm
 Type: BX 8inW, 8inF
 Size: 24" x 36"

Rim: 357.4'
 Invert: 354.67'
 Rim to Invert: 2.73'

Sump: 0"
 Floor (Top): 354.67'
 Floor Height: 8"

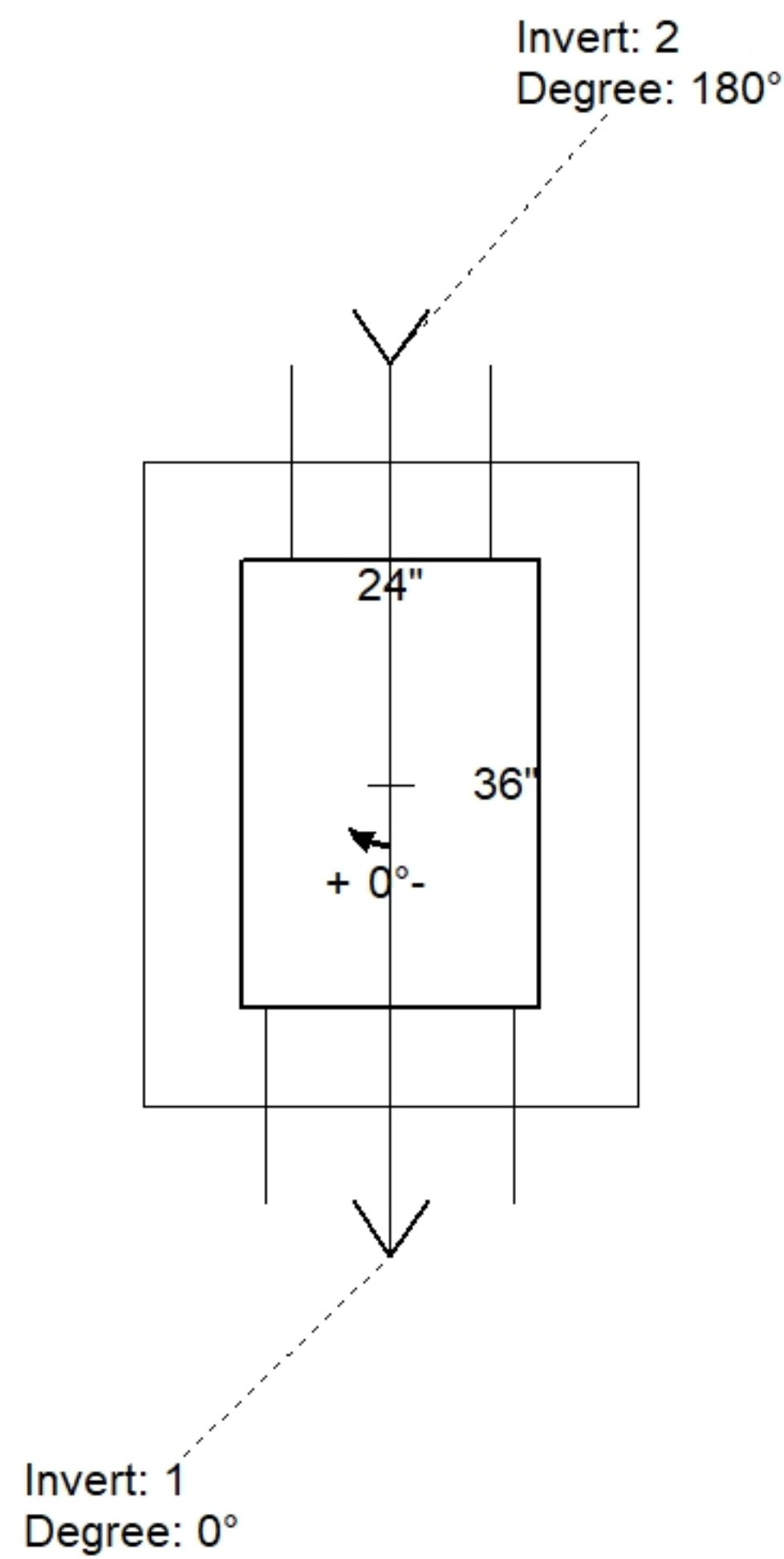
Floor (Bot): 354.003'
 Overall Height: 3.333'
 Slack: 0.76"

Structure Notes:

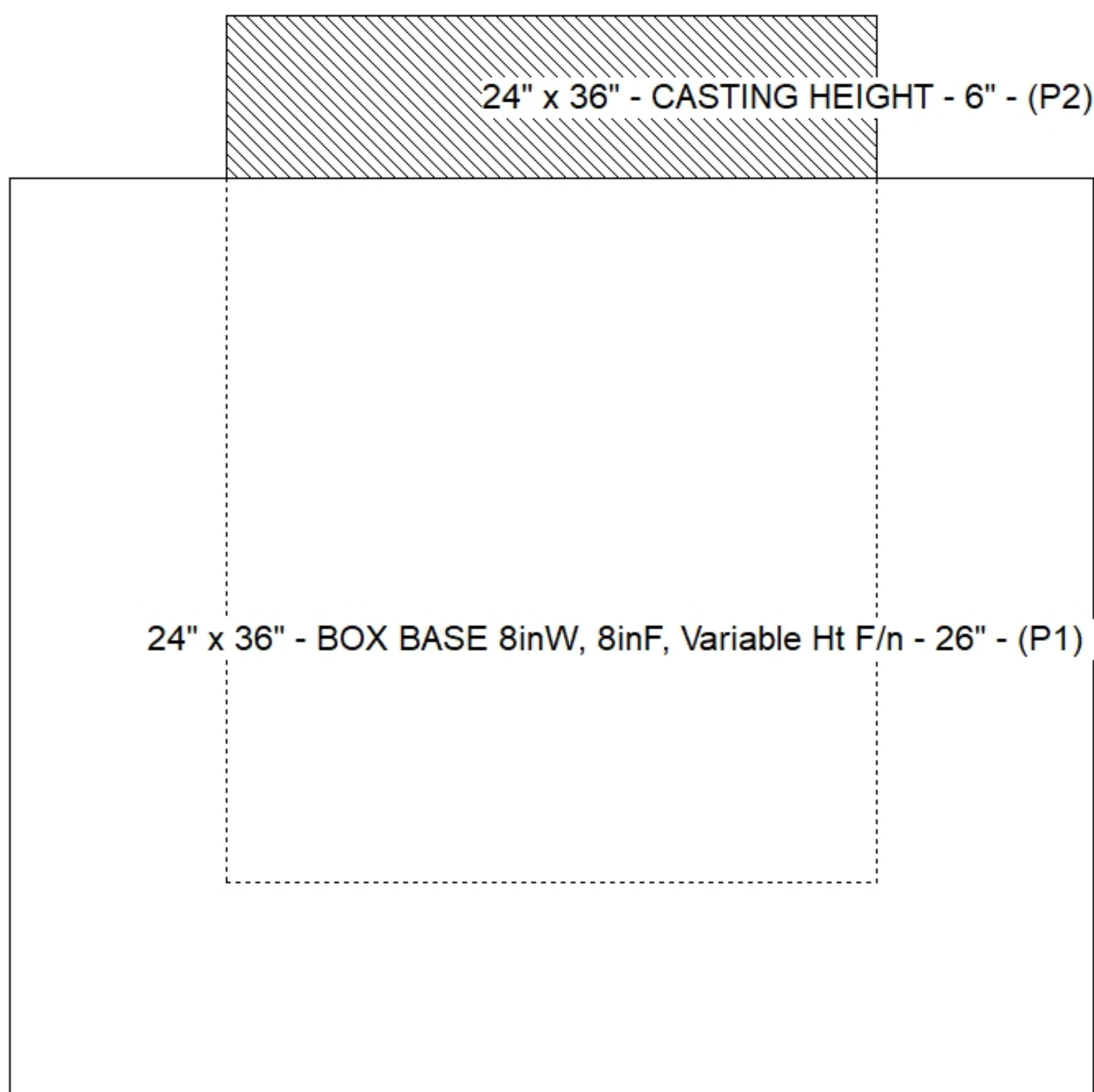
- JR HOE HOE-525-LV PROVIDED BY ICAST.
- PER ASTM C913 SPECIFICATIONS.
- CONCRETE = 4,000 PSI AT 28 DAYS.
- REINFORCING PER ASTM A615 (GRADE 60).
 - WALLS (As .12) #5 BARS AT 12" C.C.E.W.
 - FLOOR (As .12) #5 BARS AT 12" C.C.E.W.

STRUCTURE SUMMARY:

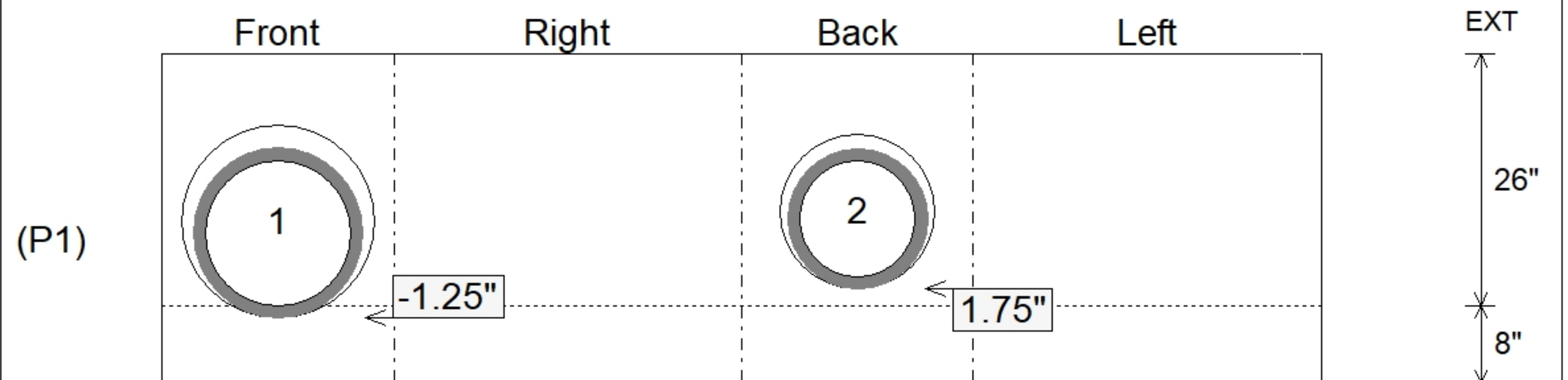
| | |
|--|----------------|
| P2) 24" x 36" - CASTING HEIGHT - 6" | 0 lb |
| P1) 24" x 36" - BOX BASE 8inW, 8inF, Variable Ht F/n - 26" | 3703 lb |
| 1) 24" x 36" - SGL 1"x14.5' Butyl | 0 lb |
| 1) Hole - 20 | 0 lb |
| 1) Hole - 16 | 0 lb |
| Structure Total: | 3703 lb |



| Position | Elev | Angle | Pipe | Pipe OD | Hole | Connector | Up (") | Ref |
|----------|---------|-------|----------|---------|------|-----------|--------|-----|
| Rim | 357.4' | | | | | | | |
| Reducer | | | | | | | | |
| Invert 1 | 354.67' | 0° | 15" HDPE | 17.6" | 20" | Hole 20 | -1.25" | P1 |
| Invert 2 | 354.92' | 180° | 12" HDPE | 14.5" | 16" | Hole 16 | 1.75" | P1 |
| Invert 3 | | | | | | | | |
| Invert 4 | | | | | | | | |
| Invert 5 | | | | | | | | |
| Invert 6 | | | | | | | | |
| Invert 7 | | | | | | | | |
| Invert 8 | | | | | | | | |



Cast (Int. Dim.) - Interior Dimensions



Submittal Drawing
 10/15/2025 4:30:23 PM

SUBMITTAL
 APPROVED BY: