

Job Name: 25-2897 Marriott Studio Res
Job Location: Paducah, KY
Contractor: Central Paving Co. of Paducah, Inc.

PC: A. Chambers
 TECH: J. Coppage
 Plant: Beaver Dam



Structure ID: **CB6**
 Spec: Storm
 Type: BX 8inW, 8inF
 Size: 24" x 36"

Rim: 356.2'
 Invert: 352.6'
 Rim to Invert: 3.6'

Sump: 0"
 Floor (Top): 352.6'
 Floor Height: 8"

Floor (Bot): 351.933'
 Overall Height: 4.25'
 Slack: 0.2"

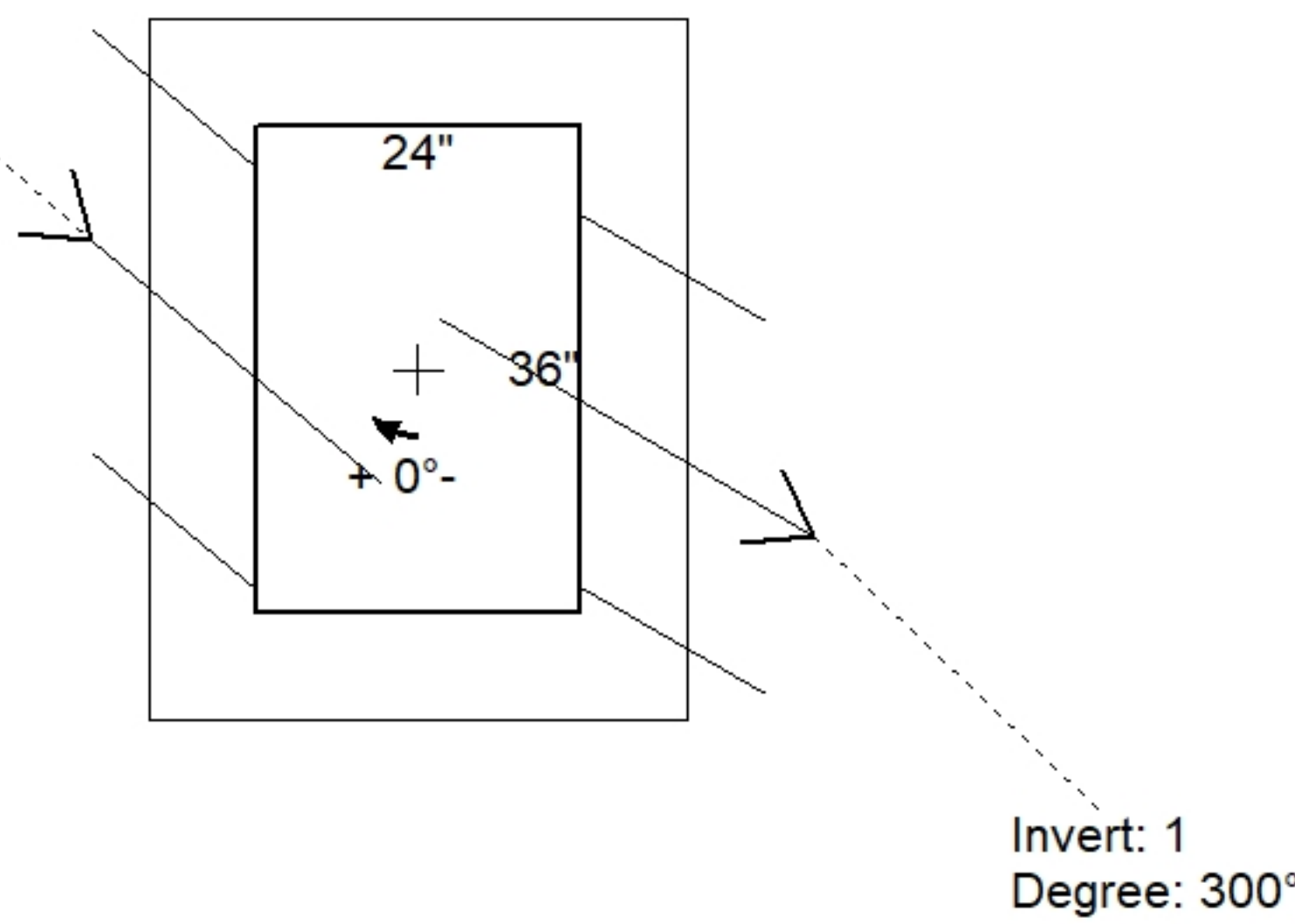
Structure Notes:

- JR HOE HOE-525-LV PROVIDED BY ICAST.
- PER ASTM C913 SPECIFICATIONS.
- CONCRETE = 4,000 PSI AT 28 DAYS.
- REINFORCING PER ASTM A615 (GRADE 60).
 - WALLS (As .12) #5 BARS AT 12" C.C.E.W.
 - FLOOR (As .12) #5 BARS AT 12" C.C.E.W.

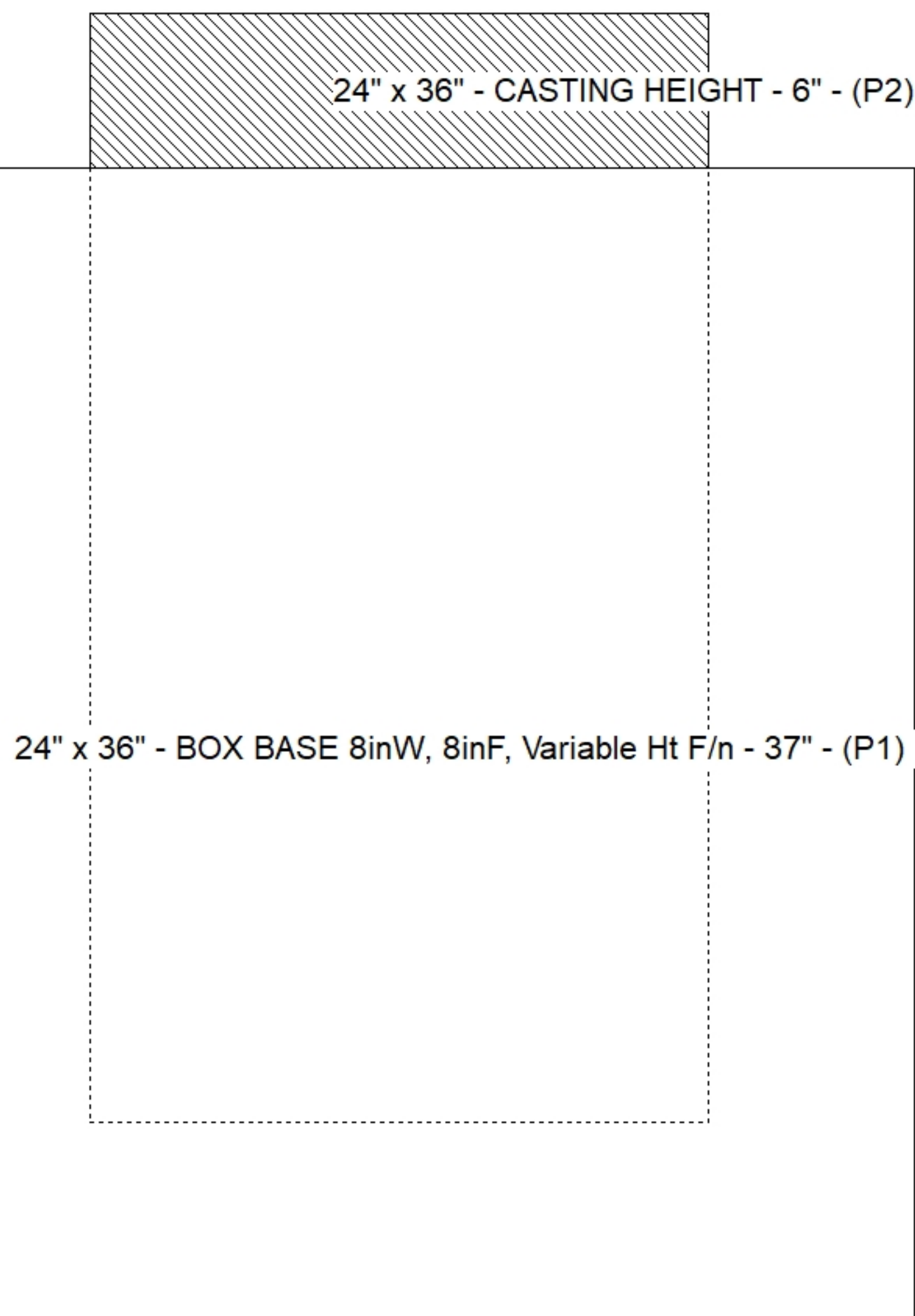
STRUCTURE SUMMARY:

P2) 24" x 36" - CASTING HEIGHT - 6" 0 lb
 P1) 24" x 36" - BOX BASE 8inW, 8inF, Variable Ht F/n - 37" 4425 lb
 1) 24" x 36" - SGL 1"x14.5' Butyl 0 lb
 2) Hole - 24 0 lb
 Structure Total: 4425 lb

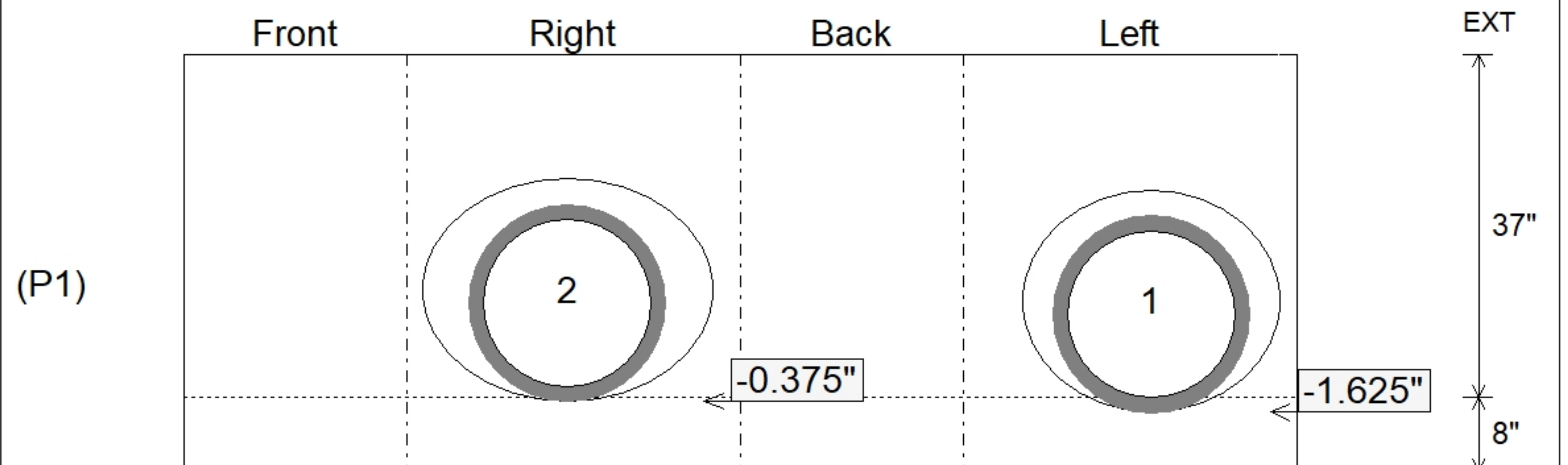
Invert: 2
 Degree: 130°



Position	Elev	Angle	Pipe	Pipe OD	Hole	Connector	Up (")	Ref
Rim	356.2'							
Reducer								
Invert 1	352.6'	300°	18" HDPE	21.2"	24"	Hole 24	-1.625"	P1
Invert 2	352.7'	130°	18" HDPE	21.2"	24"	Hole 24	-0.375"	P1
Invert 3								
Invert 4								
Invert 5								
Invert 6								
Invert 7								
Invert 8								



Cast (Int. Dim.) - Interior Dimensions



Submittal Drawing
 10/15/2025 4:30:21 PM

SUBMITTAL
 APPROVED BY: