

Job Name: 25-2897 Marriott Studio Res
Job Location: Paducah, KY
Contractor: Central Paving Co. of Paducah, Inc.

PC: A. Chambers
 TECH: J. Coppage
 Plant: Beaver Dam



Structure ID: **CB4**
 Spec: Storm
 Type: BX 8inW, 8inF
 Size: 24" x 36"

Rim: 357.2'
 Invert: 353.39'
 Rim to Invert: 3.81'

Sump: 0"
 Floor (Top): 353.39'
 Floor Height: 8"

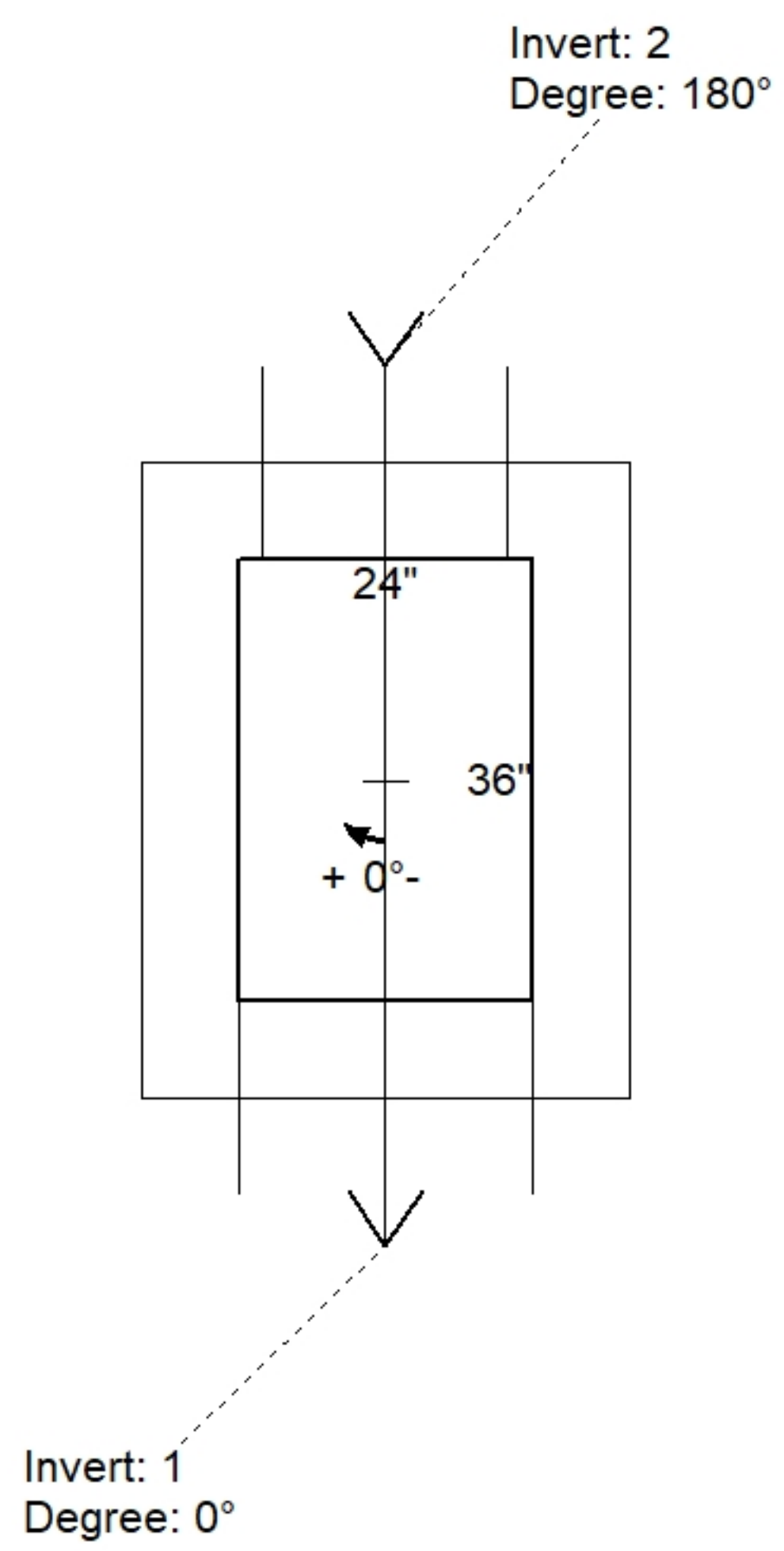
Floor (Bot): 352.723'
 Overall Height: 4.417'
 Slack: 0.72"

Structure Notes:


- JR HOE HOE-525-LV PROVIDED BY ICAST.
- PER ASTM C913 SPECIFICATIONS.
- CONCRETE = 4,000 PSI AT 28 DAYS.
- REINFORCING PER ASTM A615 (GRADE 60).
 - WALLS (As .12) #5 BARS AT 12" C.C.E.W.
 - FLOOR (As .12) #5 BARS AT 12" C.C.E.W.

STRUCTURE SUMMARY:

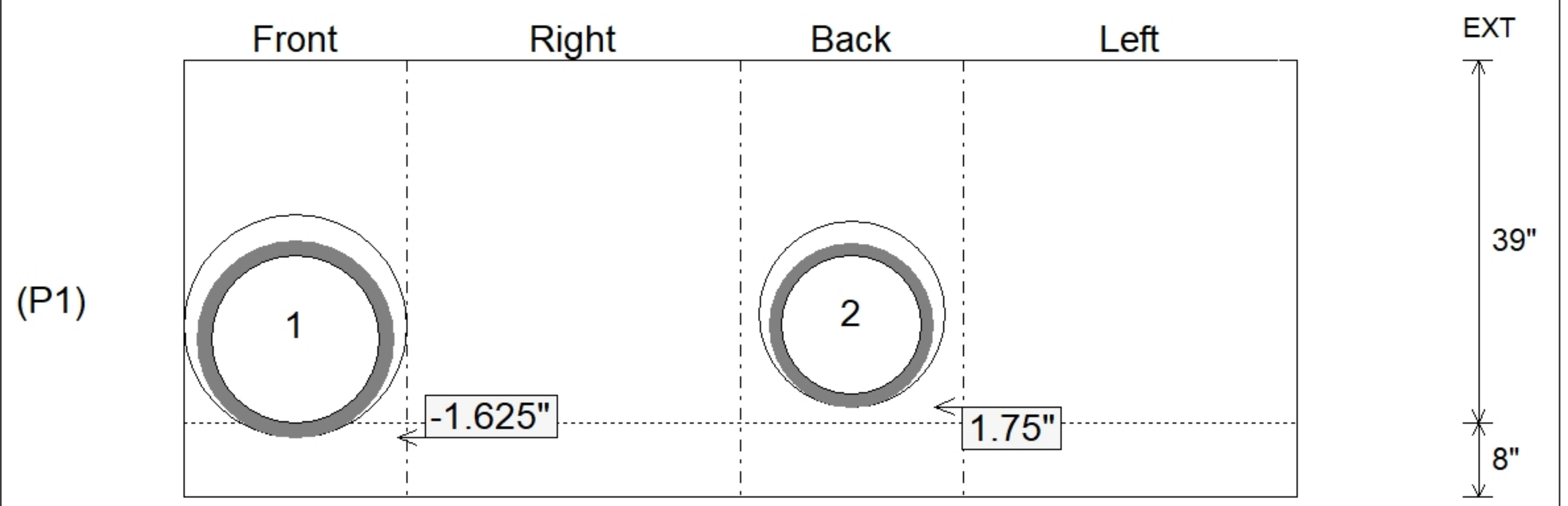
P2) 24" x 36" - CASTING HEIGHT - 6"	0 lb
P1) 24" x 36" - BOX BASE 8inW, 8inF, Variable Ht F/n - 39"	4937 lb
1) 24" x 36" - SGL 1"x14.5' Butyl	0 lb
1) Hole - 24	0 lb
1) Hole - 20	0 lb
Structure Total:	4937 lb



Position	Elev	Angle	Pipe	Pipe OD	Hole	Connector	Up (L)	Ref
Rim	357.2'							
Reducer								
Invert 1	353.39'	0°	18" HDPE	21.2"	24"	Hole 24	-1.625"	P1
Invert 2	353.64'	180°	15" HDPE	17.6"	20"	Hole 20	1.75"	P1
Invert 3								
Invert 4								
Invert 5								
Invert 6								
Invert 7								
Invert 8								



Cast (Int. Dim.) - Interior Dimensions



Submittal Drawing
 10/15/2025 4:30:20 PM

SUBMITTAL
 APPROVED BY: