

Job Name: 25-2897 Marriott Studio Res
Job Location: Paducah, KY
Contractor: Central Paving Co. of Paducah, Inc.

PC: A. Chambers
 TECH: J. Coppage
 Plant: Beaver Dam



Structure ID: **CB3**
 Spec: Storm
 Type: BX 8inW, 8inF
 Size: 24" x 36"

Rim: 357.3'
 Invert: 354.12'
 Rim to Invert: 3.18'

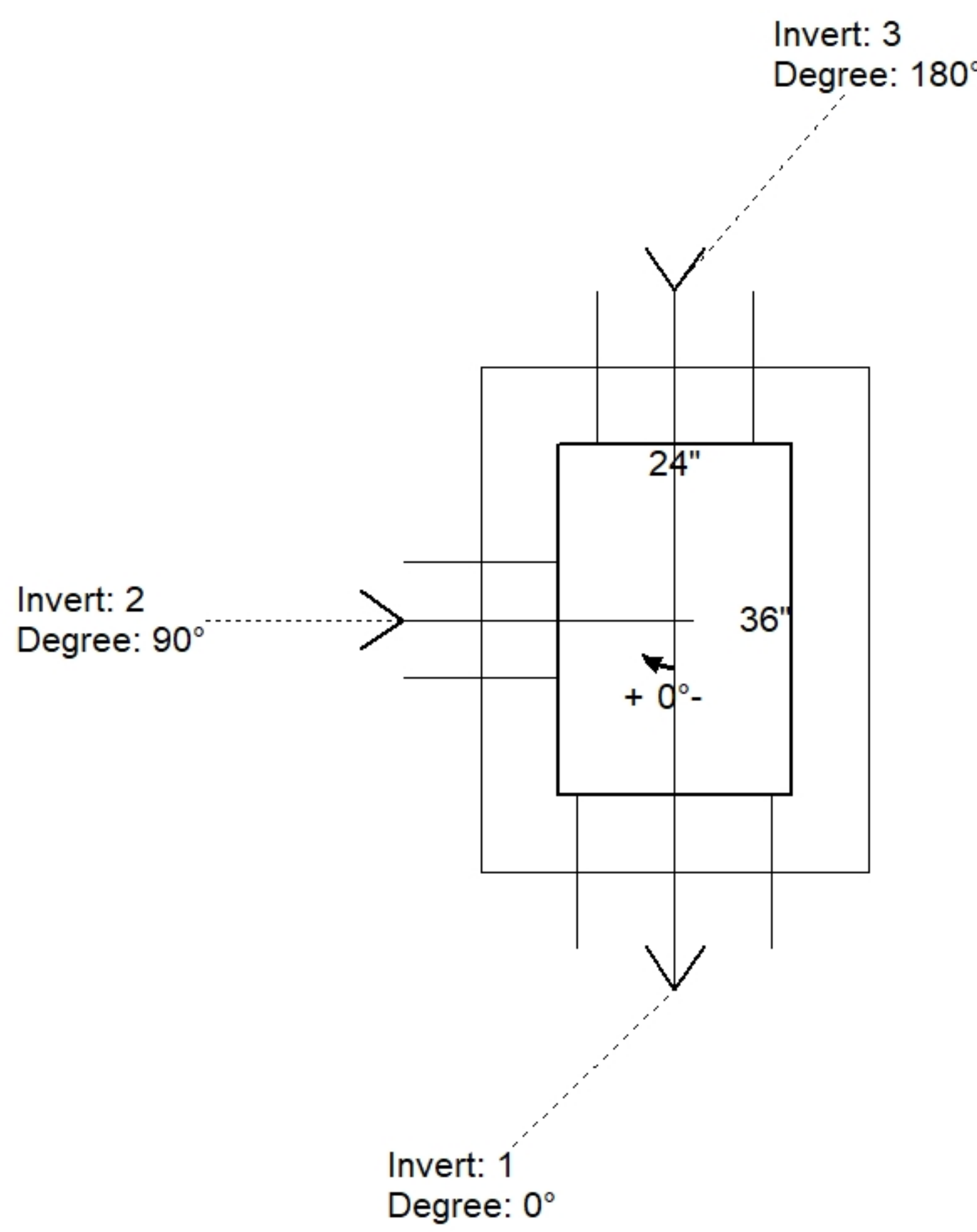
Sump: 0"
 Floor (Top): 354.12'
 Floor Height: 8"

Floor (Bot): 353.453'
 Overall Height: 3.833'
 Slack: 0.16"

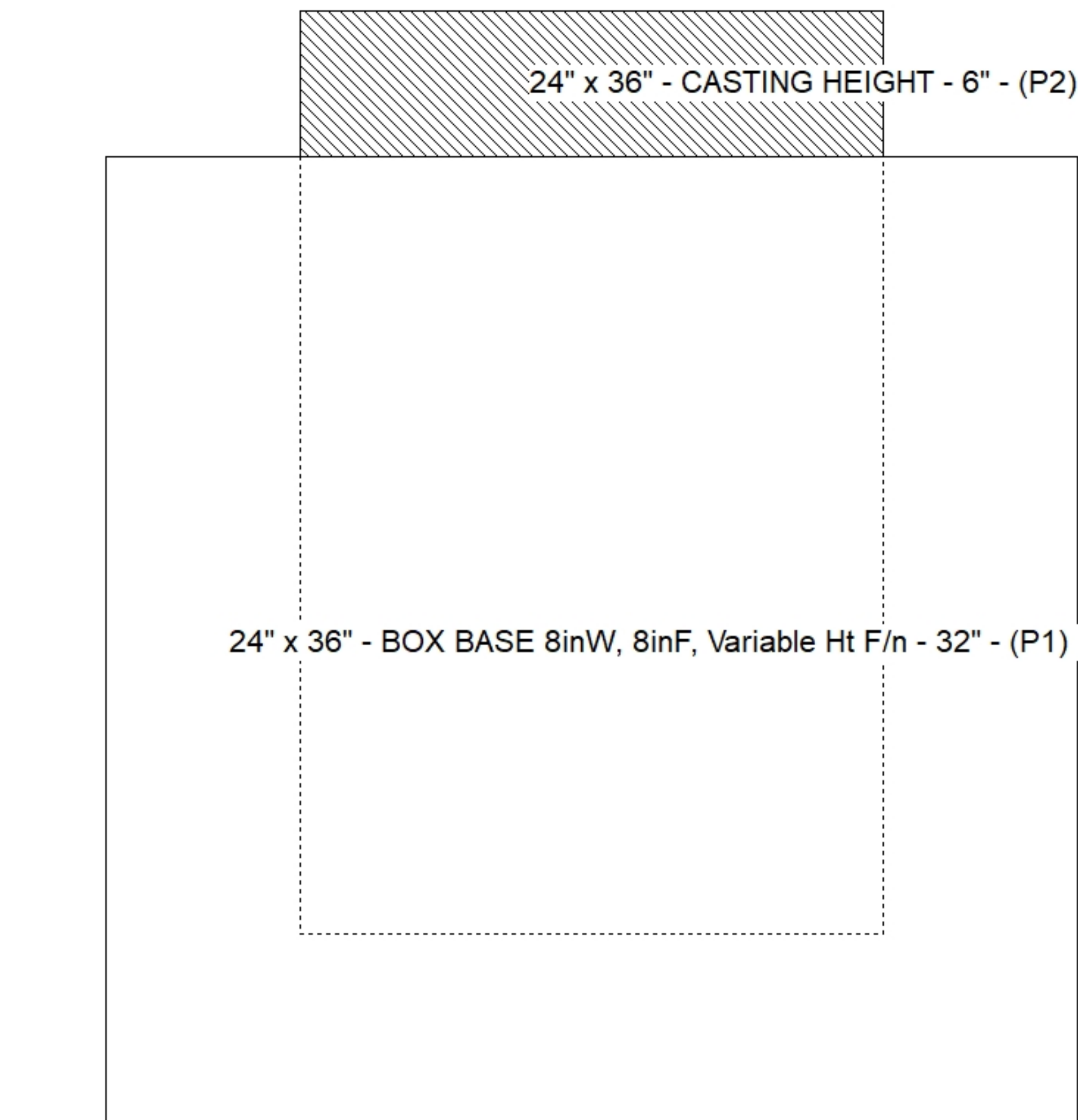
- Structure Notes:**
- JR HOE HOE-525-LV PROVIDED BY ICAST.
 - PER ASTM C913 SPECIFICATIONS.
 - CONCRETE = 4,000 PSI AT 28 DAYS.
 - REINFORCING PER ASTM A615 (GRADE 60).
 - WALLS (As .12) #5 BARS AT 12" C.C.E.W.
 - FLOOR (As .12) #5 BARS AT 12" C.C.E.W.
 - VERIFY THE ELEVATION OF THE 8" HDPE PIPE.

STRUCTURE SUMMARY:

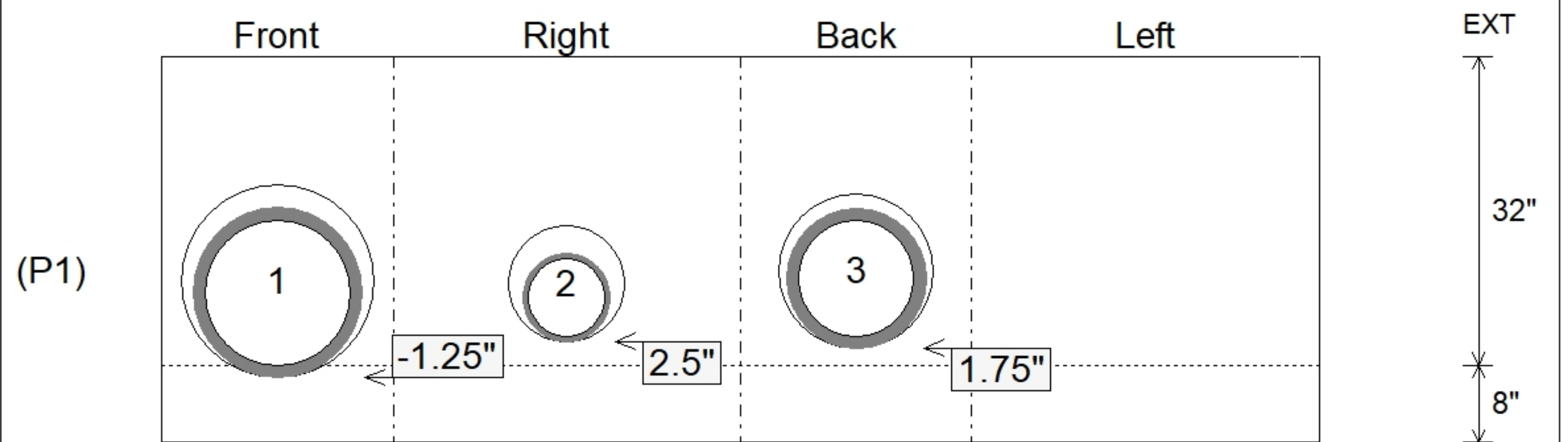
P2) 24" x 36" - CASTING HEIGHT - 6"	0 lb
P1) 24" x 36" - BOX BASE 8inW, 8inF, Variable Ht F/n - 32"	4240 lb
1) 24" x 36" - SGL 1"x14.5' Butyl	0 lb
1) Hole - 20	0 lb
1) Hole - 12	0 lb
1) Hole - 16	0 lb
Structure Total:	4240 lb



Position	Elev	Angle	Pipe	Pipe OD	Hole	Connector	Up (")	Ref
Rim	357.3'							
Reducer								
Invert 1	354.12'	0°	15" HDPE	17.6"	20"	Hole 20	-1.25"	P1
Invert 2	354.37'	90°	8" HDPE	9.1"	12"	Hole 12	2.5"	P1
Invert 3	354.37'	180°	12" HDPE	14.5"	16"	Hole 16	1.75"	P1
Invert 4								
Invert 5								
Invert 6								
Invert 7								
Invert 8								



Cast (Int. Dim.) - Interior Dimensions



Submittal Drawing
 10/15/2025 4:30:20 PM

SUBMITTAL
 APPROVED BY: