

Job Name: 25-2897 Marriott Studio Res
Job Location: Paducah, KY
Contractor: Central Paving Co. of Paducah, Inc.

PC: A. Chambers
 TECH: J. Coppage
 Plant: Beaver Dam



Structure ID: **CB2**
 Spec: Storm
 Type: BX 8inW, 8inF
 Size: 24" x 36"

Rim: 357.3'
 Invert: 354.74'
 Rim to Invert: 2.56'

Sump: 0"
 Floor (Top): 354.74'
 Floor Height: 8"

Floor (Bot): 354.073'
 Overall Height: 3.167'
 Slack: 0.72"

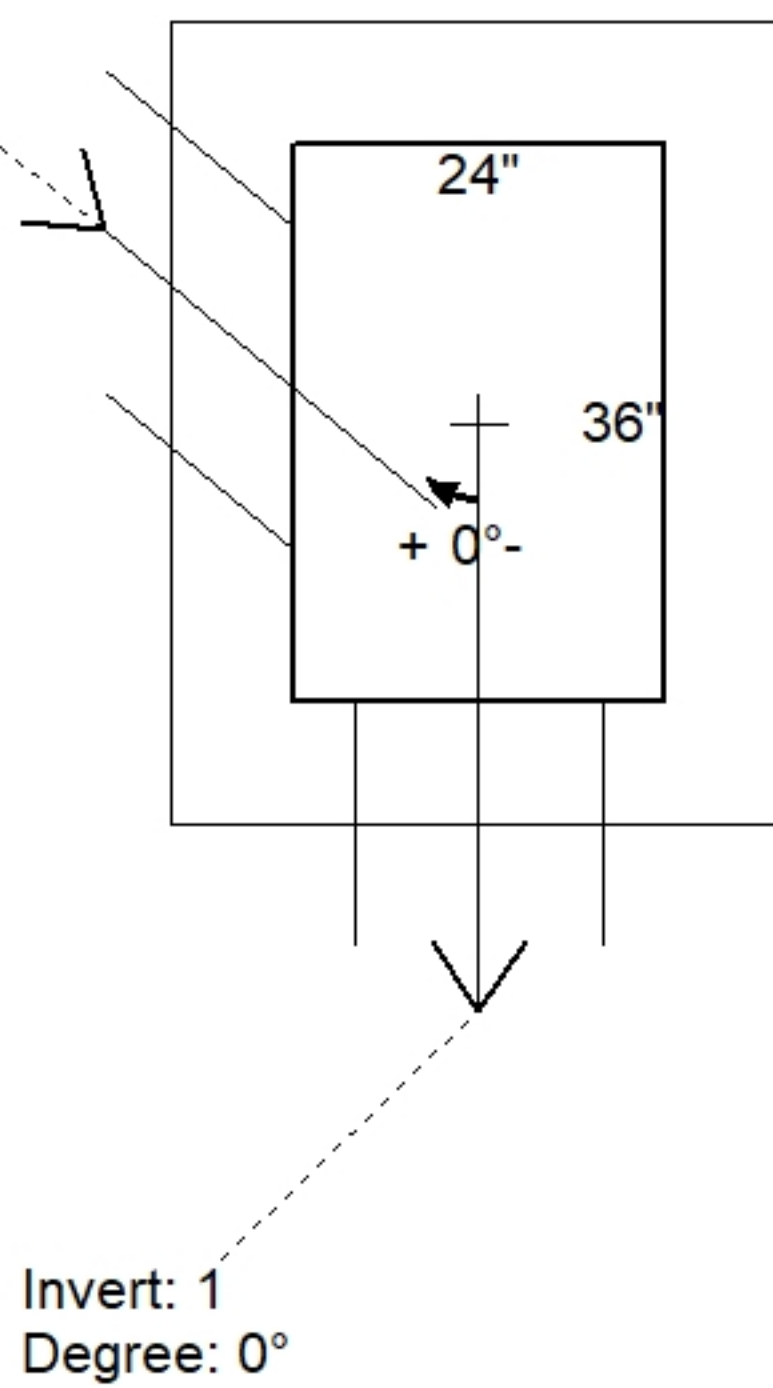
Structure Notes:

1. JR HOE HOE-525-LV PROVIDED BY ICAST.
2. PER ASTM C913 SPECIFICATIONS.
3. CONCRETE = 4,000 PSI AT 28 DAYS.
4. REINFORCING PER ASTM A615 (GRADE 60).
 - WALLS (As .12) #5 BARS AT 12" C.C.E.W.
 - FLOOR (As .12) #5 BARS AT 12" C.C.E.W.

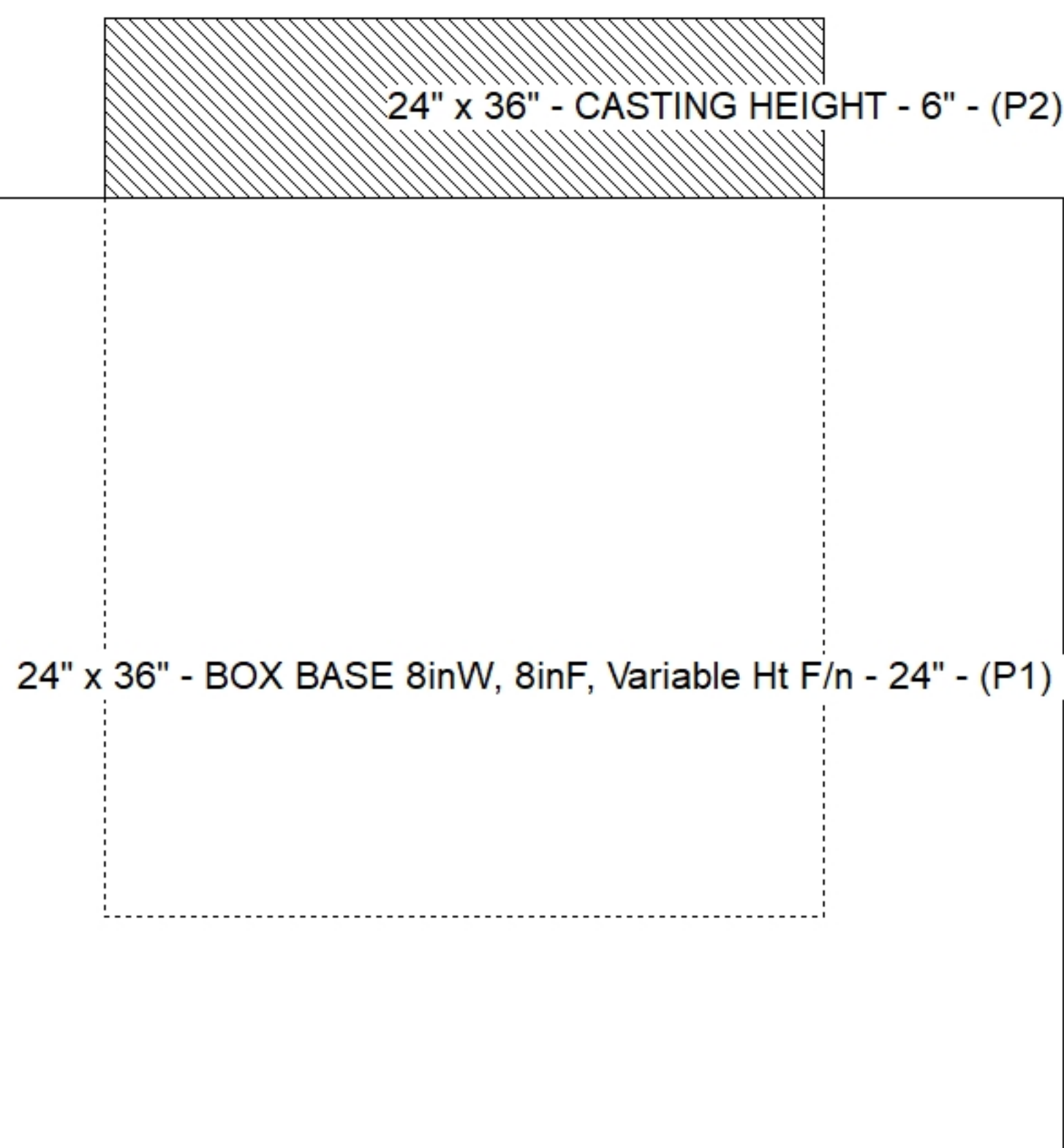
STRUCTURE SUMMARY:

P2) 24" x 36" - CASTING HEIGHT - 6" 0 lb
 P1) 24" x 36" - BOX BASE 8inW, 8inF, Variable Ht F/n - 24" 3534 lb
 1) 24" x 36" - SGL 1"x14.5' Butyl 0 lb
 2) Hole - 16 0 lb
 Structure Total: 3534 lb

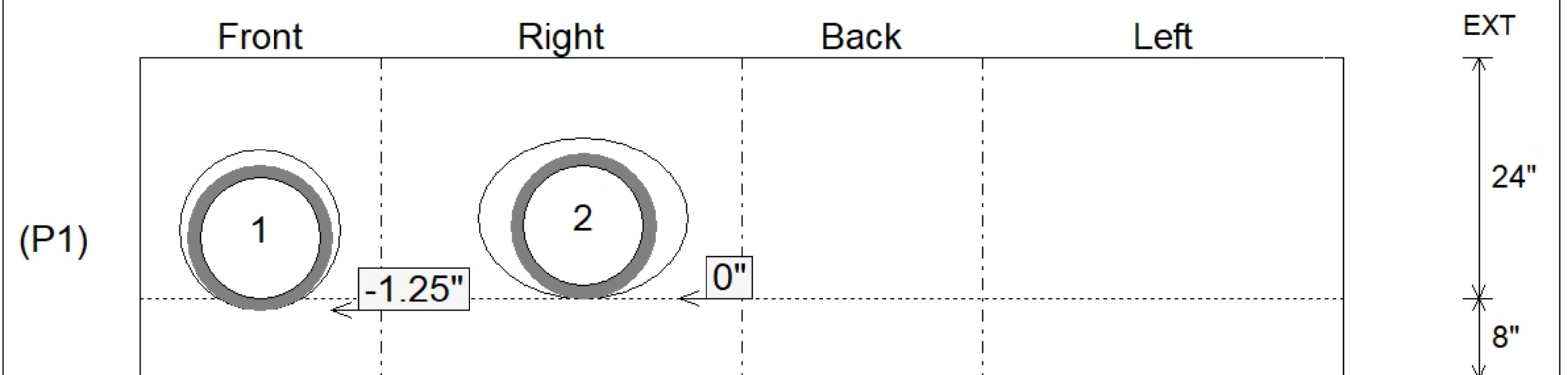
Invert: 2
 Degree: 130°



Position	Elev	Angle	Pipe	Pipe OD	Hole	Connector	Up ()	Ref
Rim	357.3'							
Reducer								
Invert 1	354.74'	0°	12" HDPE	14.5"	16"	Hole 16	-1.25"	P1
Invert 2	354.84'	130°	12" HDPE	14.5"	16"	Hole 16	0"	P1
Invert 3								
Invert 4								
Invert 5								
Invert 6								
Invert 7								
Invert 8								



Cast (Int. Dim.) - Interior Dimensions



Submittal Drawing
 10/15/2025 4:30:19 PM

SUBMITTAL
 APPROVED BY: