

Job Name: 25-2897 Marriott Studio Res  
 Job Location: Paducah, KY  
 Contractor: Central Paving Co. of Paducah, Inc.

Plant: Beaver Dam  
 10/15/2025 4:30:38 PM

Tech: J. Coppage  
 PC: A. Chambers



**Structure ID: CB2**

**P1 BX2436-08BVF**

**BOX BASE 8inW, 8inF, Variable Ht F/n**

- P2) 24" x 36" - CASTING HEIGHT - 6"
- P1) 24" x 36" - BOX BASE 8inW, 8inF, Variable Ht F/n - 24"
- 1) 24" x 36" - SGL 1"x14.5' Butyl
- 2) Hole - 16

0 lb  
 3534 lb  
 0 lb  
 0 lb  
 -----  
 Structure Total: 3534 lb

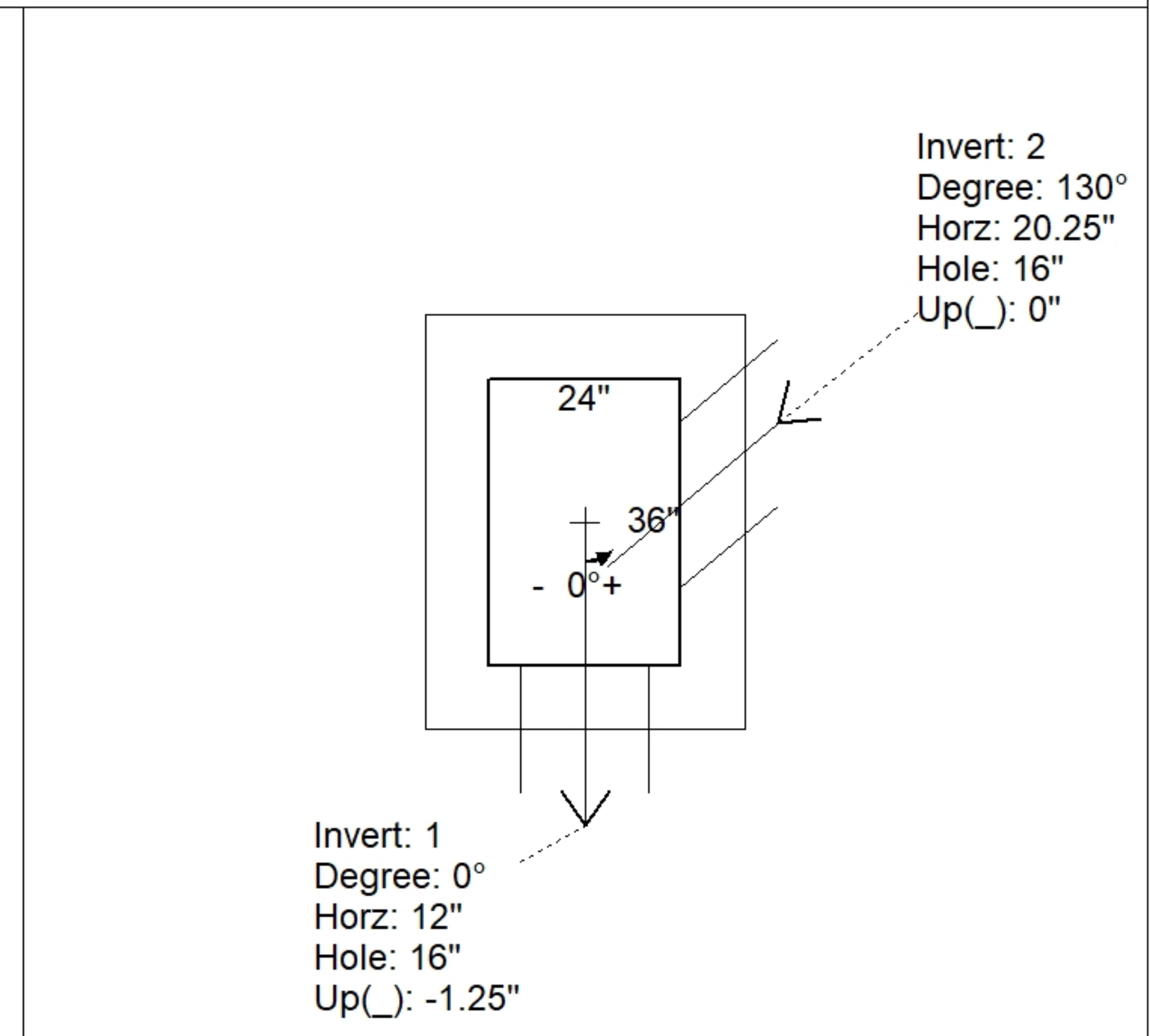
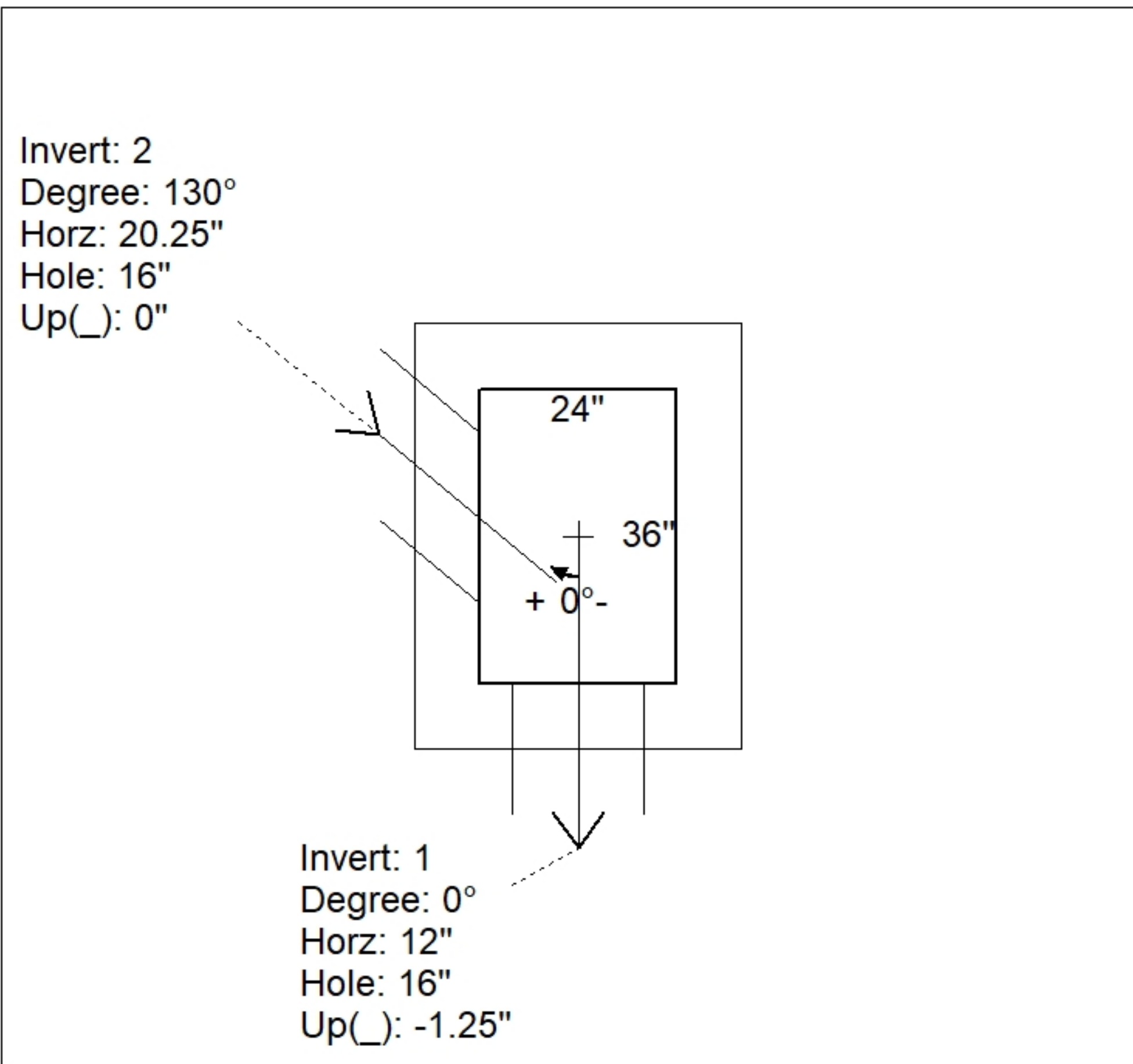
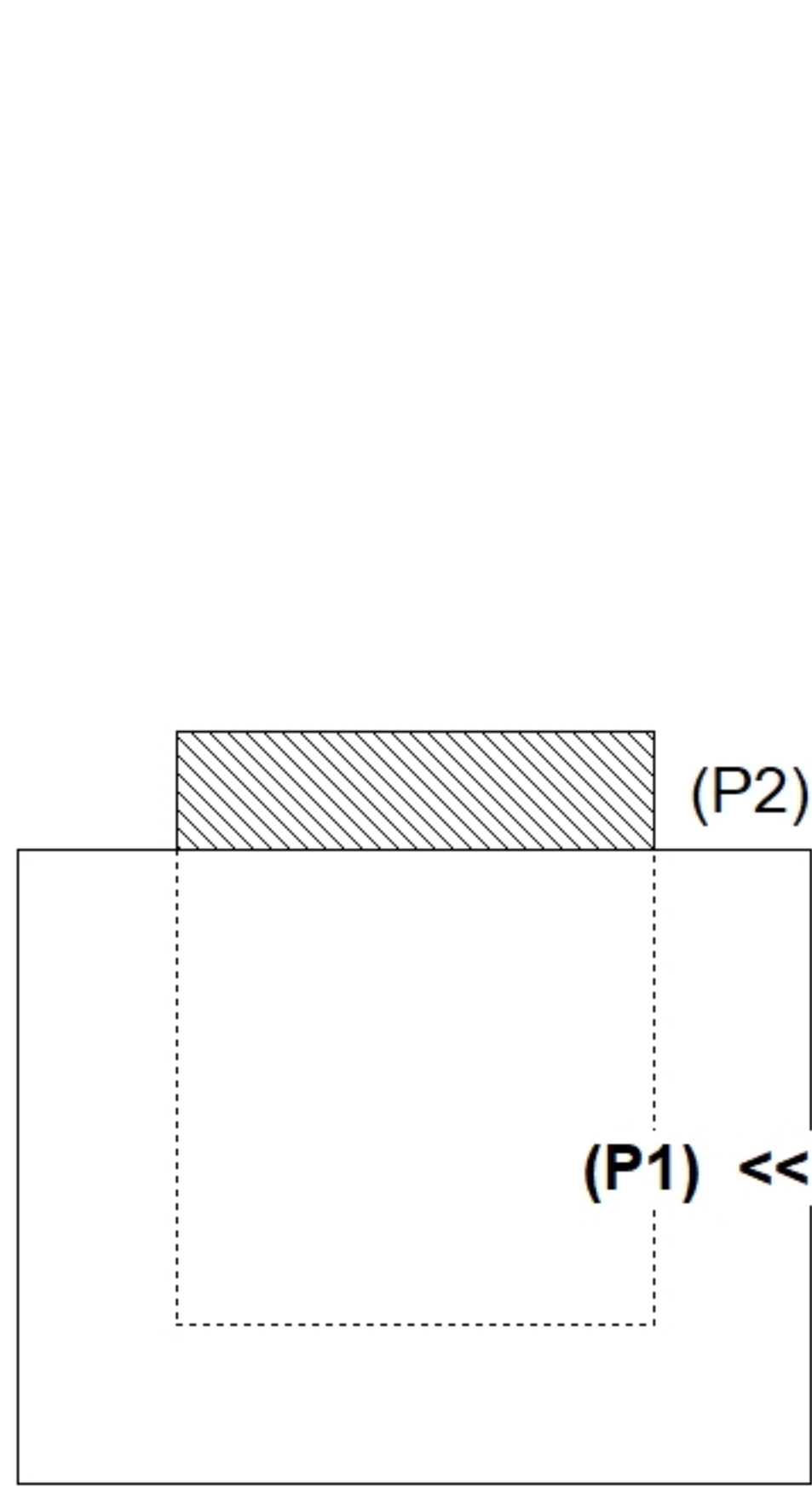
- Structure Notes:**
1. JR HOE HOE-525-LV PROVIDED BY ICAST.
  2. PER ASTM C913 SPECIFICATIONS.
  3. CONCRETE = 4,000 PSI AT 28 DAYS.
  4. REINFORCING PER ASTM A615 (GRADE 60).  
 - WALLS (As .12) #5 BARS AT 12" C.C.E.W.  
 - FLOOR (As .12) #5 BARS AT 12" C.C.E.W.

Rim: 357.3' Rim to Invert: 2.56' Slack: 0.72" Sump: 0" Step Position:

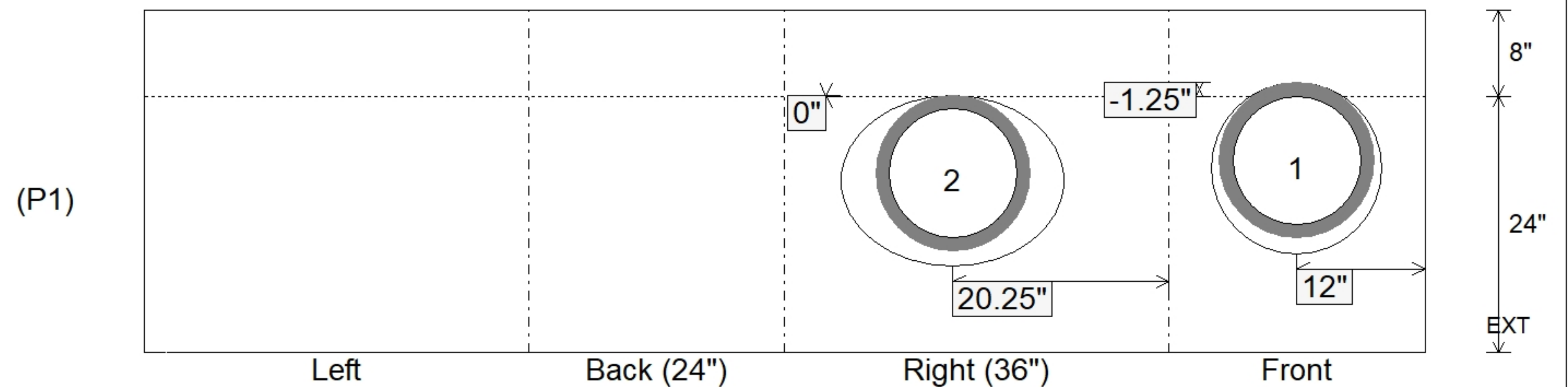
Position	Elev	Angle	Ext. (cw)	Pipe	Pipe OD	Connector	Hole	Horz Size	Up ( )	Offset
Invert 1	354.74'	0°	20"	12" HDPE	14.5"	Hole 16	16"	16"	-1.25"	0"
Invert 2	354.84'	130°	35"	12" HDPE	14.5"	Hole 16	16"	20.887"	0"	-6"
Invert 3										
Invert 4										
Invert 5										
Invert 6										
Invert 7										
Invert 8										

RIGHT-SIDE UP VIEW (int. dimensions)

UPSIDE-DOWN VIEW (int. dimensions)



INSIDE WALL DIMENSIONS



Coating (Int):  
 Coating (Ext):

Seam Up: Flat  
 Seam Dn: n/a

Wall Thickness: 8"  
 Floor Height: 8"

Height (Int): 24"  
 Height (Ext): 32"

Weight (Net): 3534 lb  
 Volume (Net): 0.9cu.yd