

Job Name: 25-2861 Spencer Co Bus Garage
Job Location: Taylorsville, Ky
Contractor: Louisville Paving and Construction

PC: J.Jarvis
 TECH: C.Russ
 Plant: Beaver Dam



Structure ID: CI-3B

Spec: Storm
 Type: BX 8inW, 8inF
 Size: 24" x 36"

Rim: 708.5'
 Invert: 704.5'
 Rim to Invert: 4'

Sump: 0"
 Floor (Top): 704.5'
 Floor Height: 8"

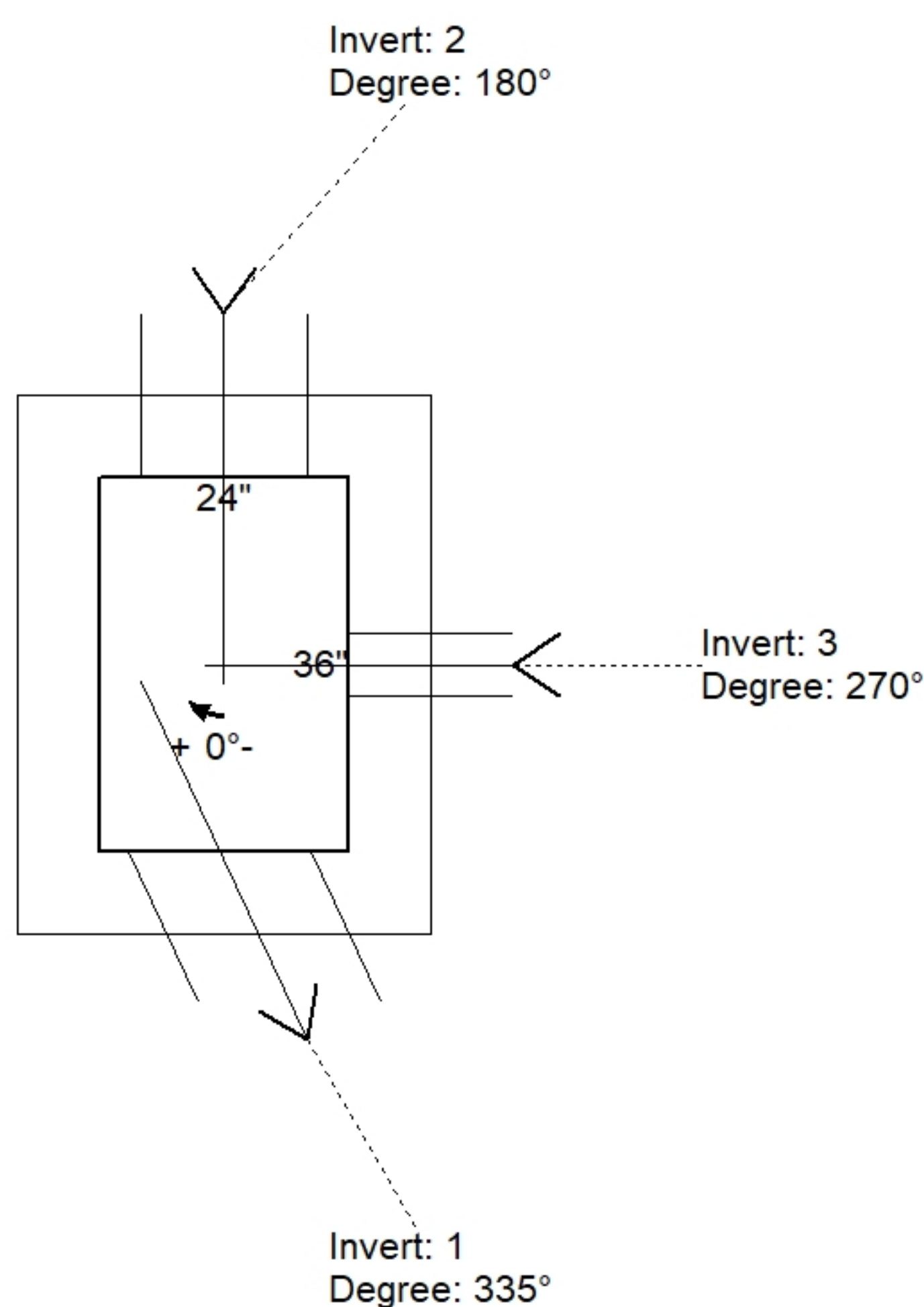
Floor (Bot): 703.833'
 Overall Height: 4.667'
 Slack: 0"

Structure Notes:


1. PER ASTM C913 SPECIFICATIONS.
2. CONCRETE = 4,000 PSI AT 28 DAYS.
3. NO INVERT CHANNEL.
4. HOE 525 PROVIDED BY ICAST.
5. REINFORCING PER ASTM A615 (GRADE 60).
 - WALLS (As .12) #5 BARS AT 12" C.C.E.W.
 - FLOOR (As .12) #5 BARS AT 12" C.C.E.W.

STRUCTURE SUMMARY:

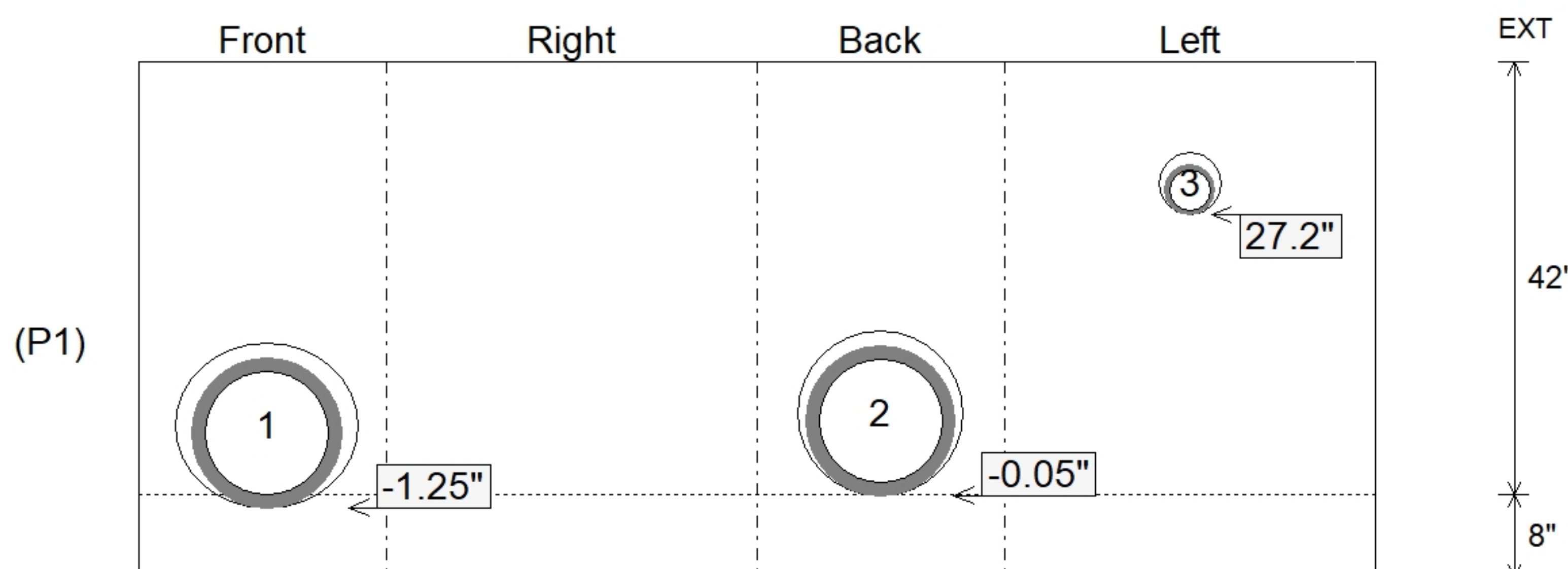
P2) 24" x 36" - CASTING HEIGHT - 6"	0 lb
P1) 24" x 36" - BOX BASE 8inW, 8inF F/n - 42"	5379 lb
1) CASTING - HOE 525 LV SET (F/G/H)	442 lb
1) 24" x 36" - SGL 1"x14.5' Butyl	0 lb
2) Hole - 16	0 lb
1) Hole - 6	0 lb
Structure Total:	5821 lb



Position	Elev	Angle	Pipe	Pipe OD	Hole	Connector	Up (")	Ref
Rim	708.5'							
Reducer								
Invert 1	704.5'	335°	12" HDPE	14.5"	16"	Hole 16	-1.25"	P1
Invert 2	704.6'	180°	12" HDPE	14.5"	16"	Hole 16	-0.05"	P1
Invert 3	706.8'	270°	4" HDPE (perf pipe)	4.8"	6"	Hole 6	27.2"	P1
Invert 4								
Invert 5								
Invert 6								
Invert 7								
Invert 8								



Default - Interior Dimensions



Submittal Drawing
 10/22/2025 10:48:51 AM

SUBMITTAL
 APPROVED BY: