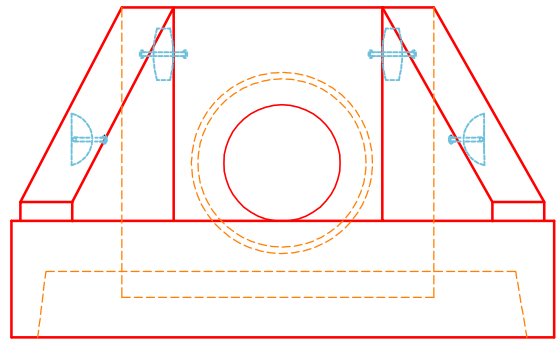


PLAN VIEW

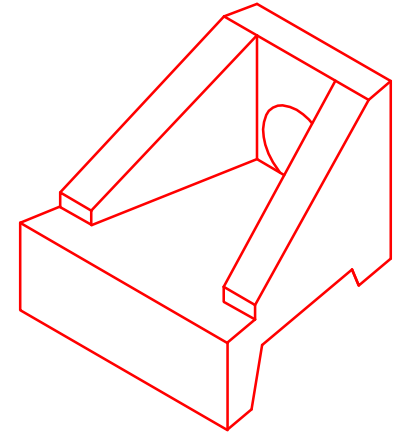


FRONT ELEVATION

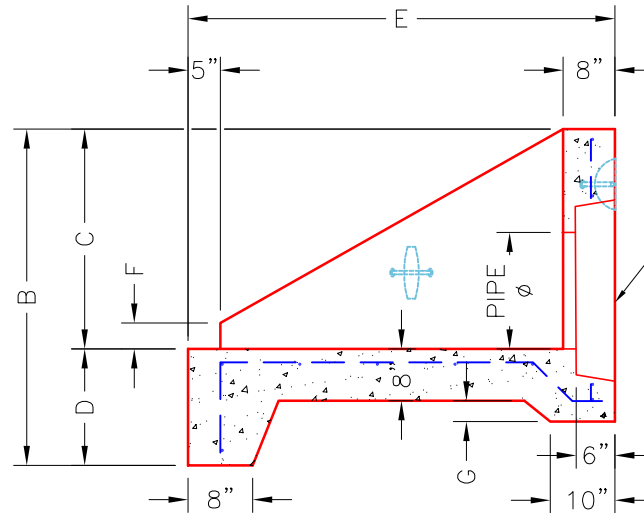
(1x) 18" S&F HW

"A-ANCHOR" LIFTING SYSTEM FOR PLANT & FIELD HANDLING.

DIMENSIONS										
PIPE Ø	A	B	C	D	E	F	G	H	I	WEIGHT
18"	3'-6"	4'-4"	2'-10"	1'-6"	5'-0"	4"	3 1/4"	2'-2"	6'-0"	5,127 LBS.



ISOMETRIC VIEW



SECTION A-A

STEPPED HOLE FORMER FOR CORRESPONDING PIPE Ø. (PIPE O.D. + 3"-4")

~NOTES:

1. CONCRETE: KYTC APPROVED.
2. REINFORCING: #4 BAR @ 12" C/C E.W.-GRADE 60, (WITH 2" CONCRETE COVER MINIMUM)
3. REINFORCING BARS TO BE TACK WELDED OR TIED.
4. PIPE AND LIFTING ANCHOR POCKETS TO BE GROUTED WITH KYTC APPROVED NON-SHRINK GROUT.
5. DRAWING TO BE USED IN CONJUNCTION WITH KYTC STD. DRAWING RDH-020-03 AND THE STANDARD SPECIFICATIONS FOR ROAD AND BRIDGE CONSTRUCTION.
6. 3/4" CHAMFER ON ALL EXPOSED EDGES.
7. PREFORMED STEPPED HOLE SIZED AS PER O.D. OF PIPE + 3"-4".

APPROVED FOR DESIGN ONLY

BY: _____	<div style="border: 2px solid red; padding: 5px; text-align: center;"> APPROVED <small>AS PER SPECIFICATION 105.02</small> <small>KYTC DIV. OF CONSTRUCTION</small> </div>	1/19/2021 1:18 PM
DATE: _____		CONSTRUCTION

INFRASTRUCTURE PRECAST, INC.
 981 WEST 7TH ST., BEAVER DAM, KY. 42320
 PHONE: (270) 363-2238, FAX: (270) 298-7424



KYTC 12"-24" SLOPED & FLARED HEADWALL

DRAWING NO.: KYTC SF-HW	DATE: 12-14-20
REVIEWED BY: J.H. ROSS, PE	DRAWN BY: N. RICHARDS
WEB: WWW.ICASTINC.COM	SCALE: NTS