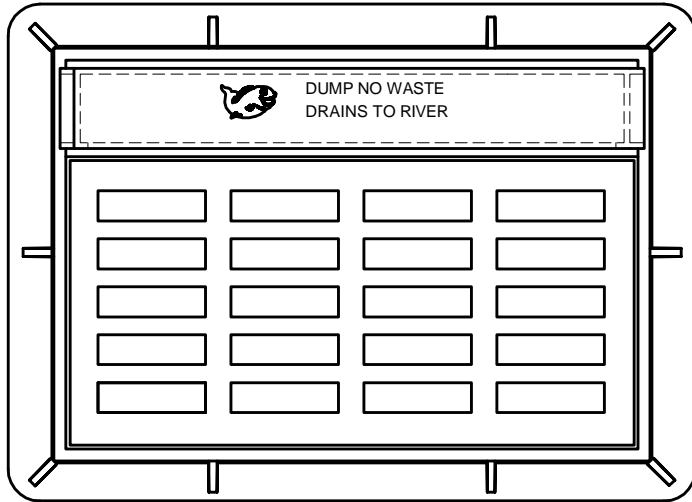


# HOE-525 CURB BOX INLET FRAME & TYPE C GRATE



[www.jrhoe.com](http://www.jrhoe.com) 800-245-5521

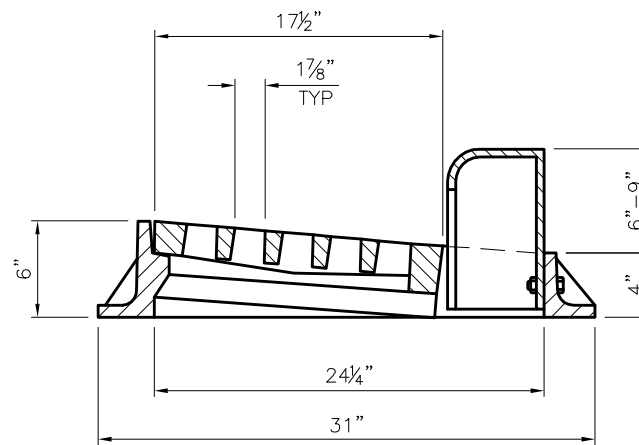
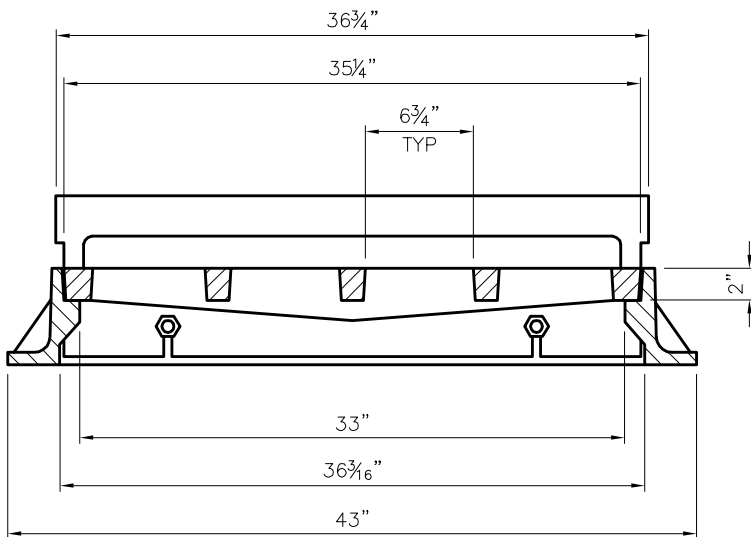


<b>Material Specs:</b>	ASTM A48 Class 35B, Gray Iron
<b>Frame Weight:</b>	193 LBS.
<b>Grate Weight:</b>	179 LBS.
<b>Hood Weight:</b>	112 LBS.
<b>Load Rating:</b>	H-20
<b>Open Drainage Area:</b> 1.8 SQ. FT.	

<b>Drawing Date:</b> 04-01-12	<b>By:</b> SCD
<b>Revision Date:</b> .	<b>By:</b> .

LEED: Gray iron castings are eligible for LEED credits under sections MR4 Recycled Content and MR5 Regional Materials.

**OPTIONS:**  
 BICYCLE SAFE  
 CURB HOOD ADJUSTABLE 6"-9"



*Drawing is the property of J. R. Hoe & Sons, Inc. and contains confidential information. J. R. Hoe & Sons, Inc. has the right to make modifications without prior notice.*