

Job Name: 25-2801 St. Joseph's Children's Home Improvements
Job Location: Louisville, KY
Contractor: E-Z Construction Co. Inc.

PC: Jay Ross Jarvis
 TECH: J. Horsley - A
 Plant: 100



Structure ID: YD-D4

Spec: Storm
 Type: BX 8inW, 8inF
 Size: 24" x 24"

Rim: 535.68'
 Invert: 533.38'
 Rim to Invert: 2.3'

Sump: 1.25"
 Floor (Top): 533.276'
 Floor Height: 8"

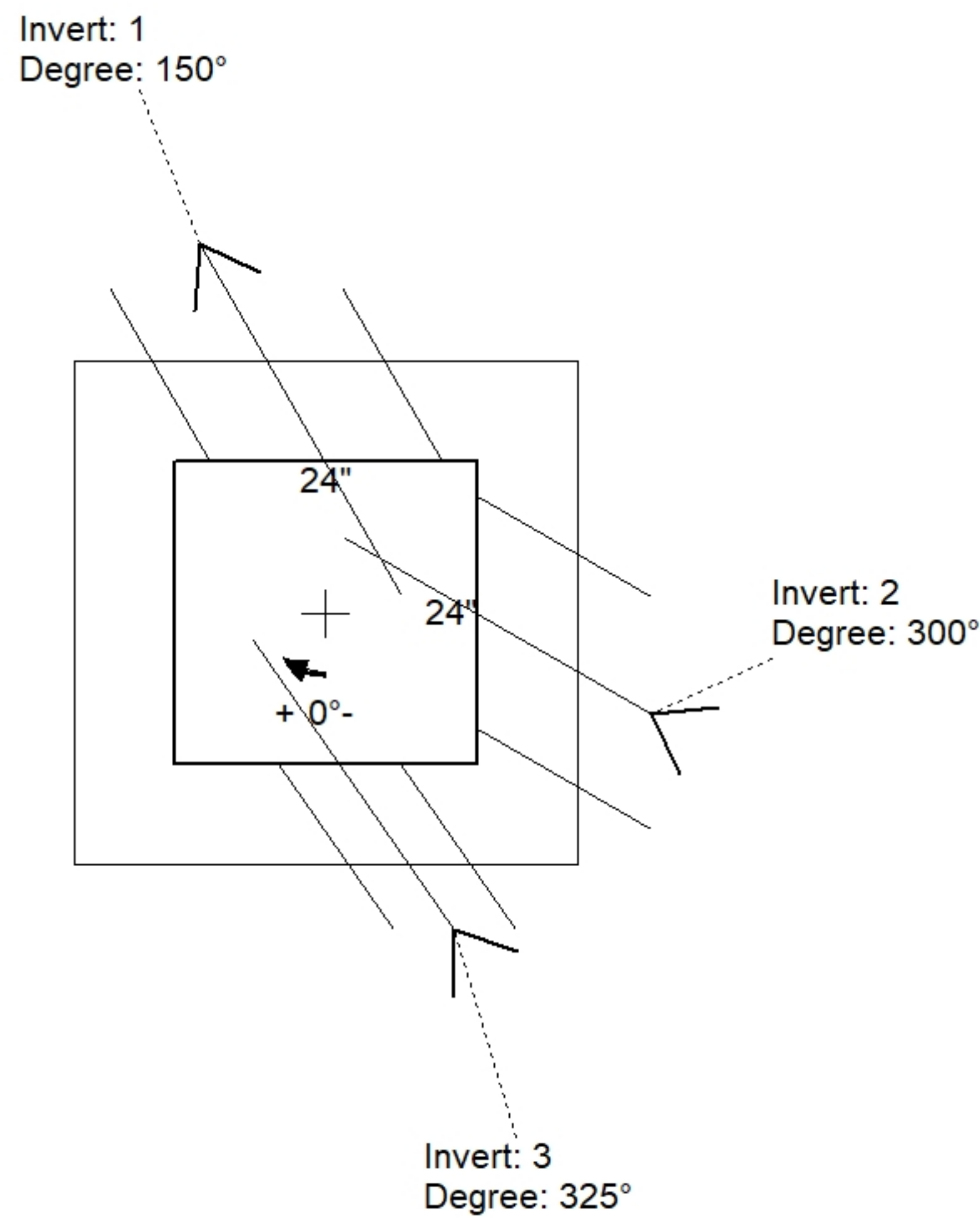
Floor (Bot): 532.609'
 Overall Height: 3'
 Slack: 0.85"

Structure Notes:

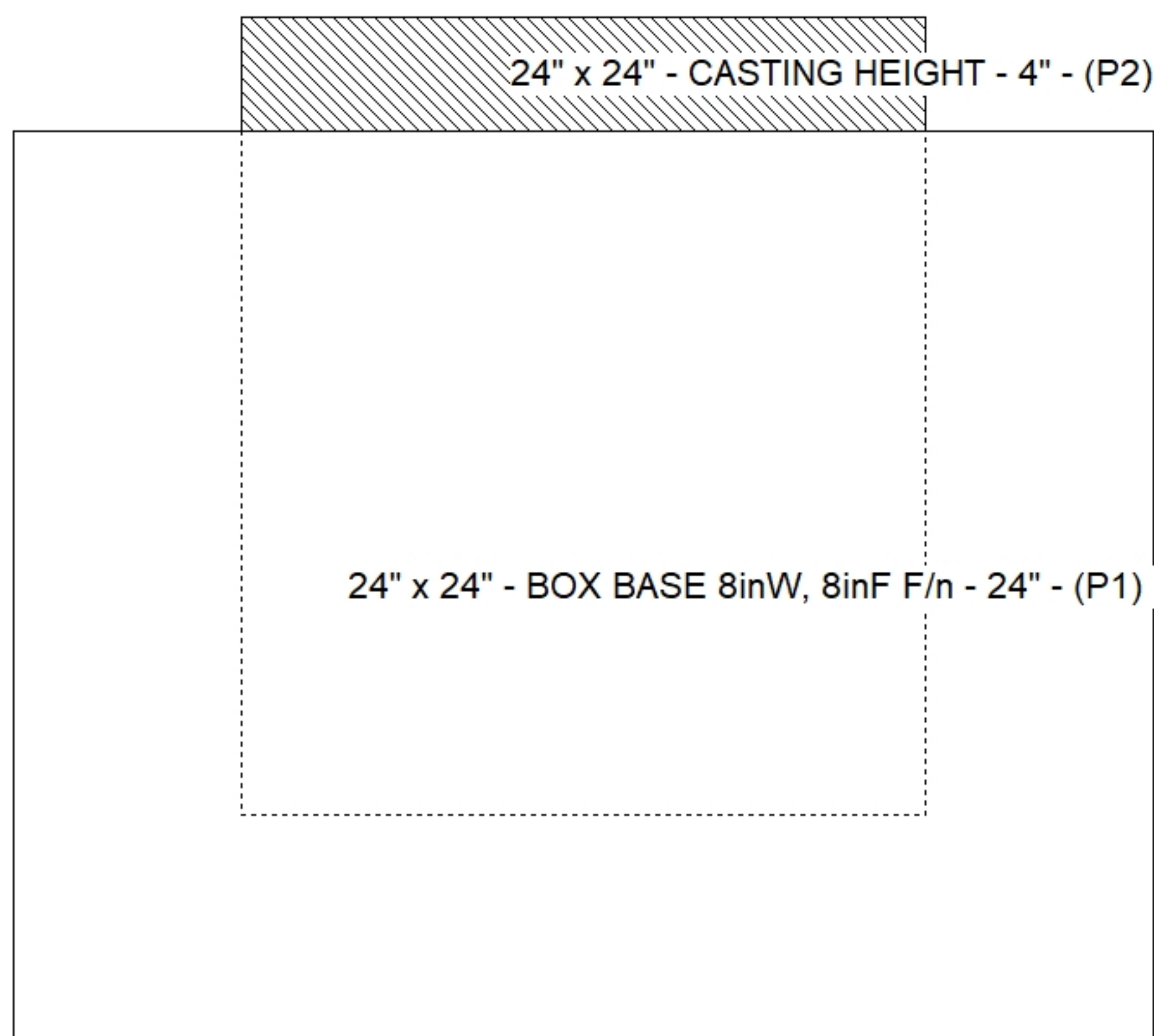
1. HOE 280T F/G PROVIDED BY ICAST.
2. PER ASTM C913 SPECIFICATIONS.
3. CONCRETE = 4,000 PSI AT 28 DAYS.
4. NO INVERT CHANNEL.
5. REINFORCING PER ASTM A615 (GRADE 60)
 - WALLS (As .31) #5 BARS AT 12" C.C.E.W.
 - FLOOR (As .31) #5 BARS AT 12" C.C.E.W.

STRUCTURE SUMMARY:

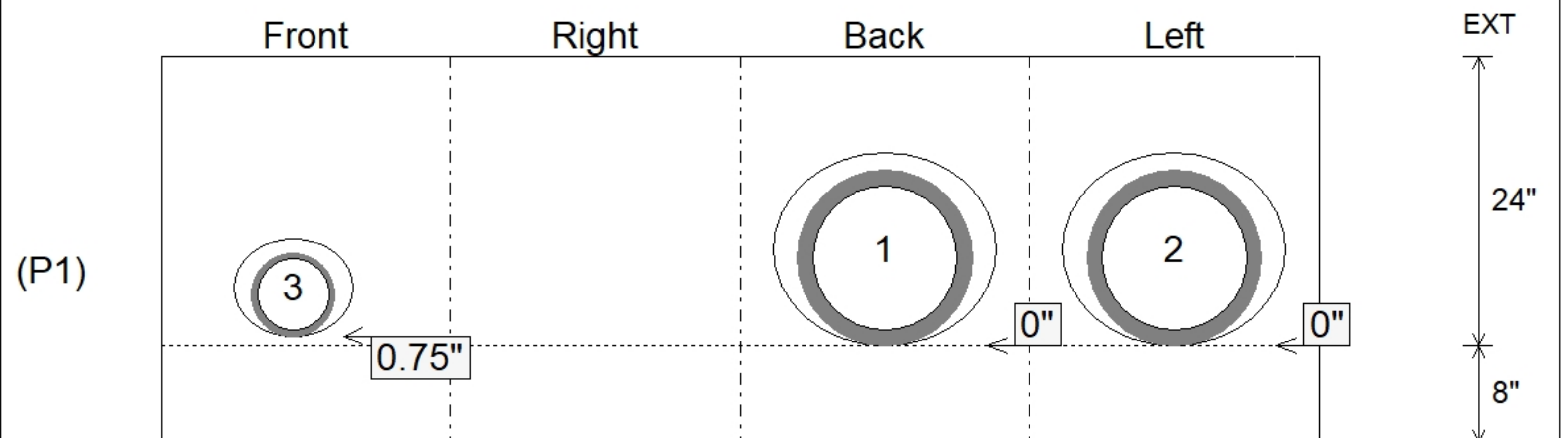
P2) 24" x 24" - CASTING HEIGHT - 4"	0 lb
P1) 24" x 24" - BOX BASE 8inW, 8inF F/n - 24"	2783 lb
1) CASTING - HOE 280T F/G	182 lb
1) 24" x 24" - Conseal CS-102 1.00"	0 lb
2) Hole - 16	0 lb
1) Hole - 8	0 lb
Structure Total:	2965 lb



Position	Elev	Angle	Pipe	Pipe OD	Hole	Connector	Up (")	Ref
Rim	535.68'							
Reducer								
Invert 1	533.38'	150°	12" HDPE	14.5"	16"	Hole 16	0"	P1
Invert 2	533.38'	300°	12" HDPE	14.5"	16"	Hole 16	0"	P1
Invert 3	533.38'	325°	6" HDPE	6.9"	8"	Hole 8	0.75"	P1
Invert 4								
Invert 5								
Invert 6								
Invert 7								
Invert 8								



Cast (Int. Dim.) - Interior Dimensions



Submittal Drawing
 11/25/2025 2:28:15 PM

SUBMITTAL
 APPROVED BY: