

Job Name: 25-2801 St. Joseph's Children's Home Improvements
Job Location: Louisville, KY
Contractor: E-Z Construction Co. Inc.

PC: Jay Ross Jarvis
 TECH: J. Horsley - A
 Plant: 100



Structure ID: YD-D10
 Spec: Storm
 Type: BX 8inW, 8inF
 Size: 24" x 24"

Rim: 544.38'
 Invert: 542.38'
 Rim to Invert: 2'

Sump: 1.25"
 Floor (Top): 542.276'
 Floor Height: 8"

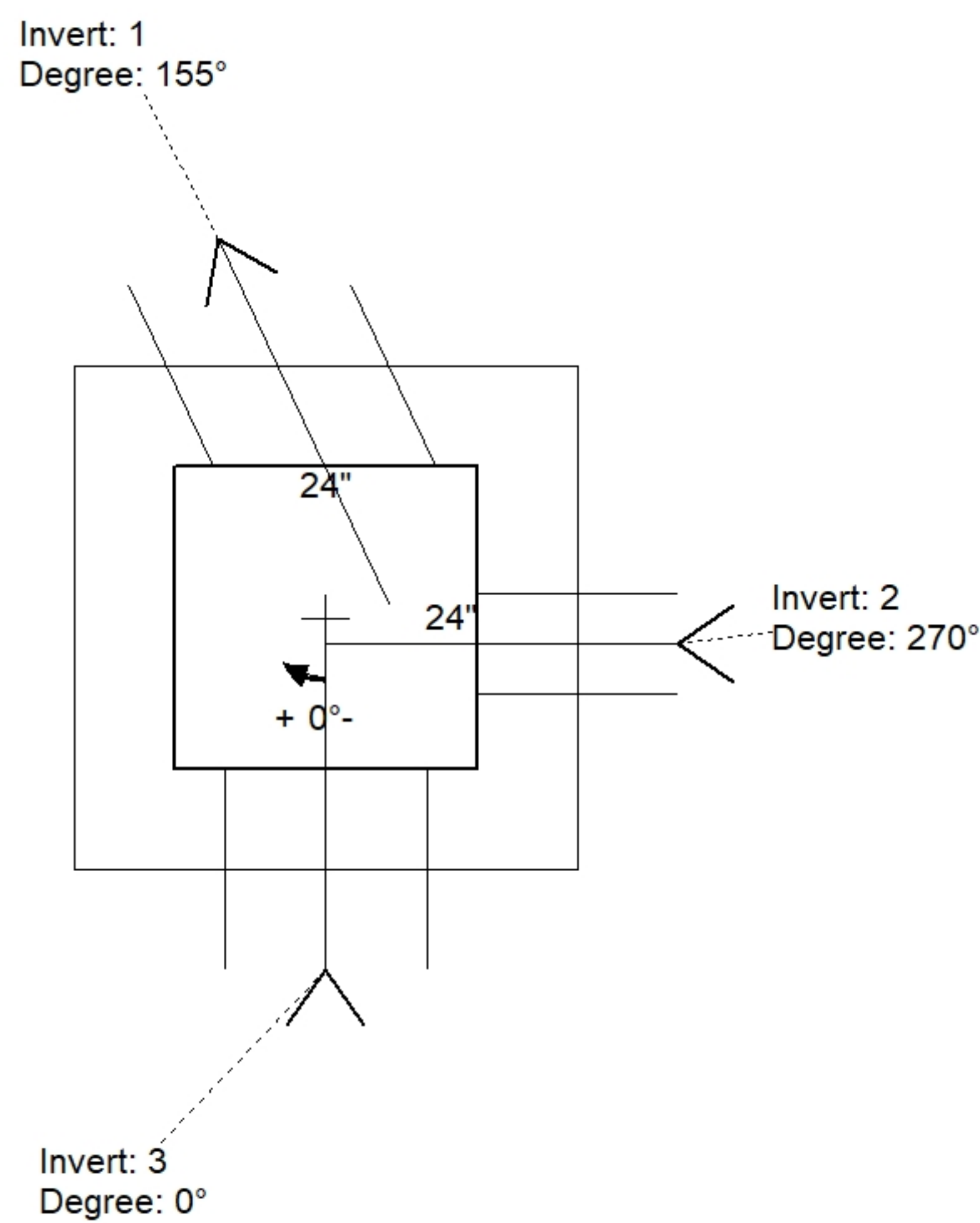
Floor (Bot): 541.609'
 Overall Height: 2.75'
 Slack: 0.25"

Structure Notes:

1. HOE 280T F/G PROVIDED BY ICAST.
2. PER ASTM C913 SPECIFICATIONS.
3. CONCRETE = 4,000 PSI AT 28 DAYS.
4. NO INVERT CHANNEL.
5. REINFORCING PER ASTM A615 (GRADE 60).
 - WALLS (As .31) #5 BARS AT 12" C.C.E.W.
 - FLOOR (As .31) #5 BARS AT 12" C.C.E.W.

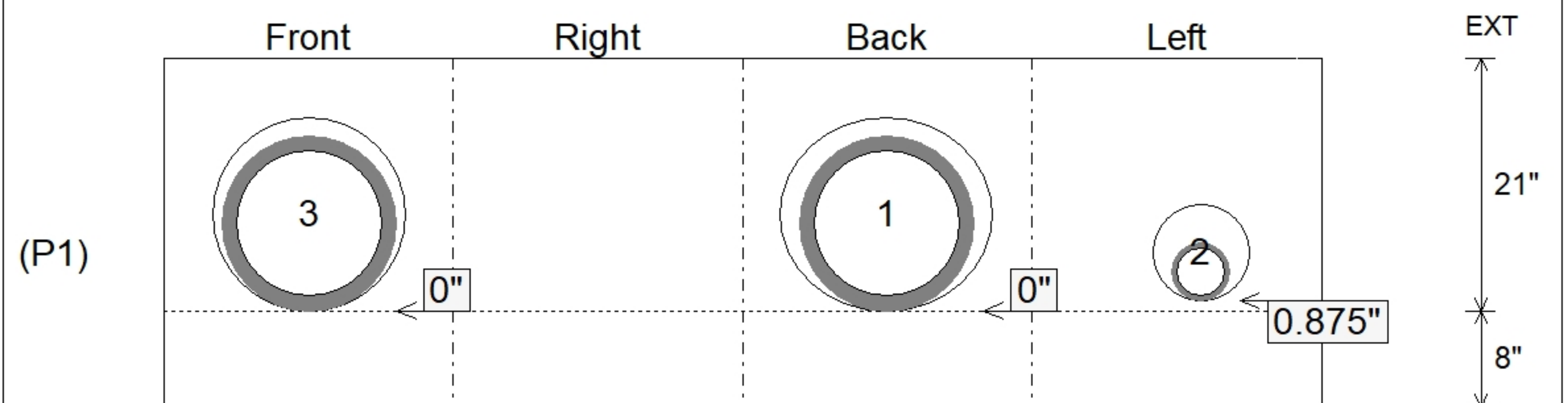
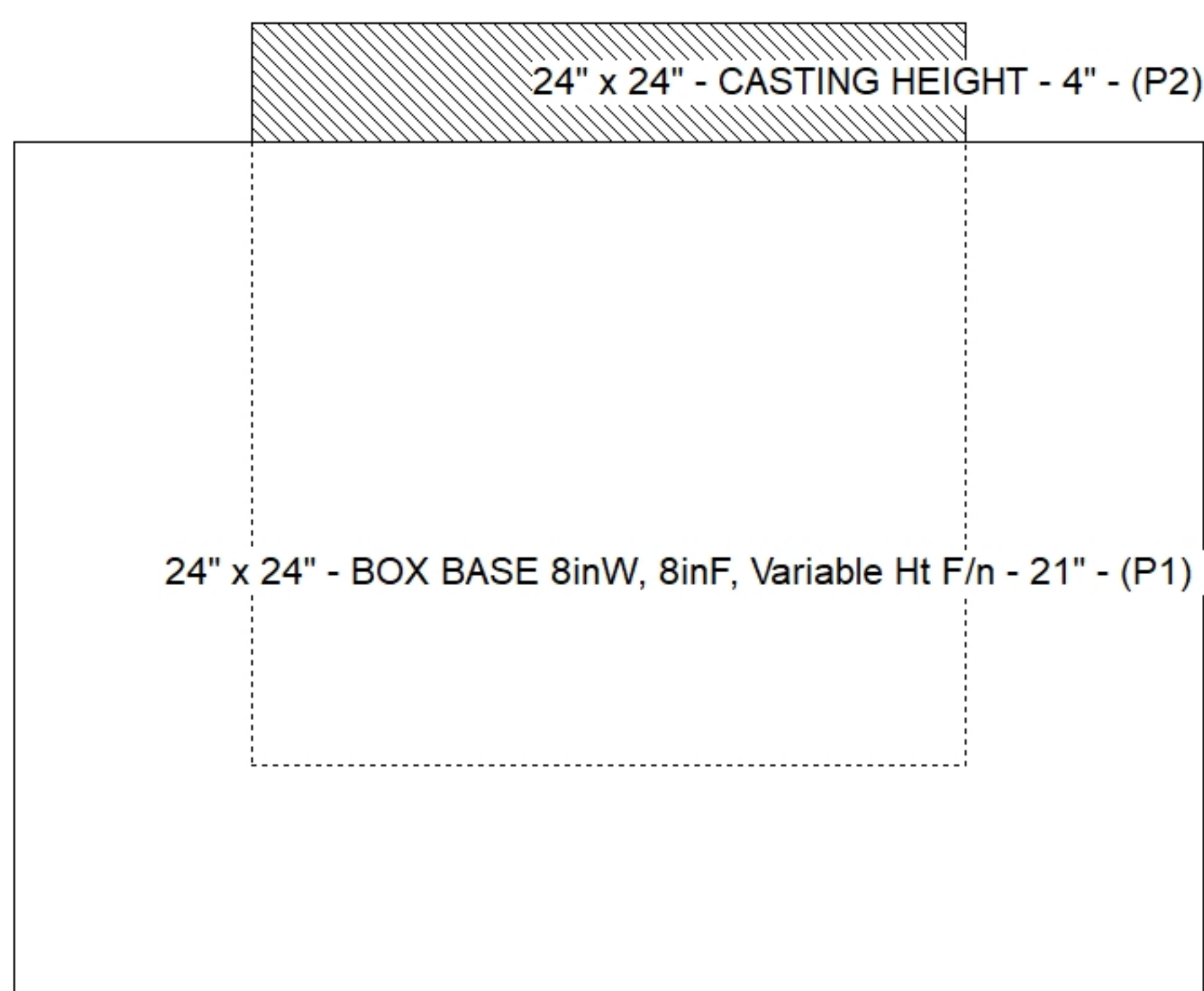
STRUCTURE SUMMARY:

P2) 24" x 24" - CASTING HEIGHT - 4"	0 lb
P1) 24" x 24" - BOX BASE 8inW, 8inF, Variable Ht F/n - 21"	2561 lb
1) CASTING - HOE 280T F/G	182 lb
1) 24" x 24" - Conseal CS-102 1.00"	0 lb
2) Hole - 16	0 lb
1) Hole - 8	0 lb
Structure Total:	2743 lb



Position	Elev	Angle	Pipe	Pipe OD	Hole	Connector	Up ()	Ref
Rim	544.38'							
Reducer								
Invert 1	542.38'	155°	12" HDPE	14.5"	16"	Hole 16	0"	P1
Invert 2	542.38'	270°	4" HDPE	4.8"	8"	Hole 8	0.875"	P1
Invert 3	542.38'	0°	12" HDPE	14.5"	16"	Hole 16	0"	P1
Invert 4								
Invert 5								
Invert 6								
Invert 7								
Invert 8								

Cast (Int. Dim.) - Interior Dimensions



Submittal Drawing
 11/25/2025 2:28:17 PM

SUBMITTAL
 APPROVED BY: