

Job Name: 25-2797 - US 31 W & Marlin RD Improvements	Plant: Beaver Dam	Tech: J. Coppage	
Job Location: White House, TN	10/7/2025 9:08:19 AM	PC: C. Goff	
Contractor: Scotty's Contracting & Stone, LLC			

Structure ID: CB6

P1 BX3232-08BAVF

BOX BASE 8inW, 8inF, Variable Ht

P2) 32" x 32" - CASTING HEIGHT - 7"	0 lb
P1) 32" x 32" - BOX BASE 8inW, 8inF, Variable Ht - 43"	5452 lb
2) Hole - 26	0 lb
Structure Total:	5452 lb

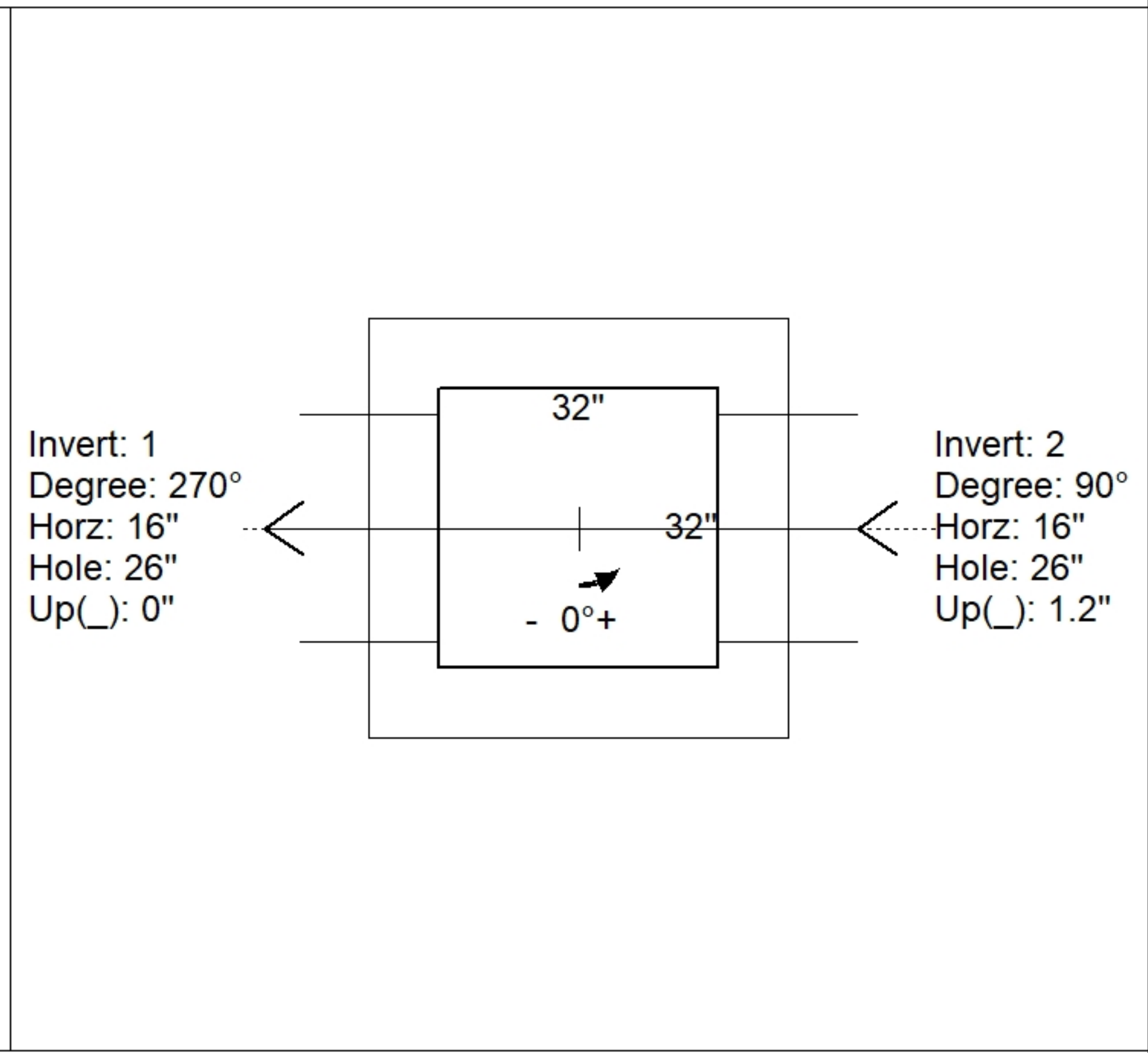
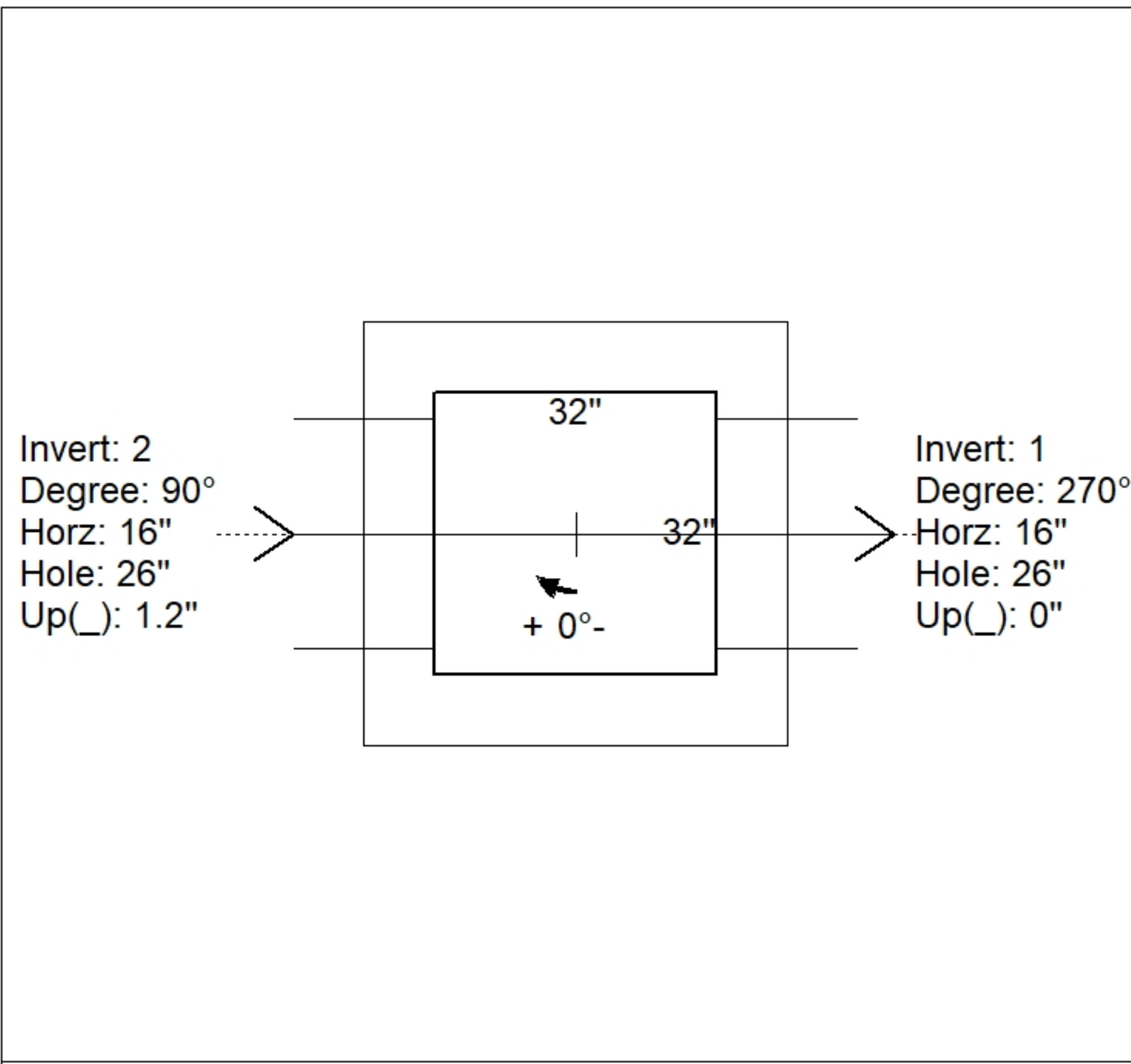
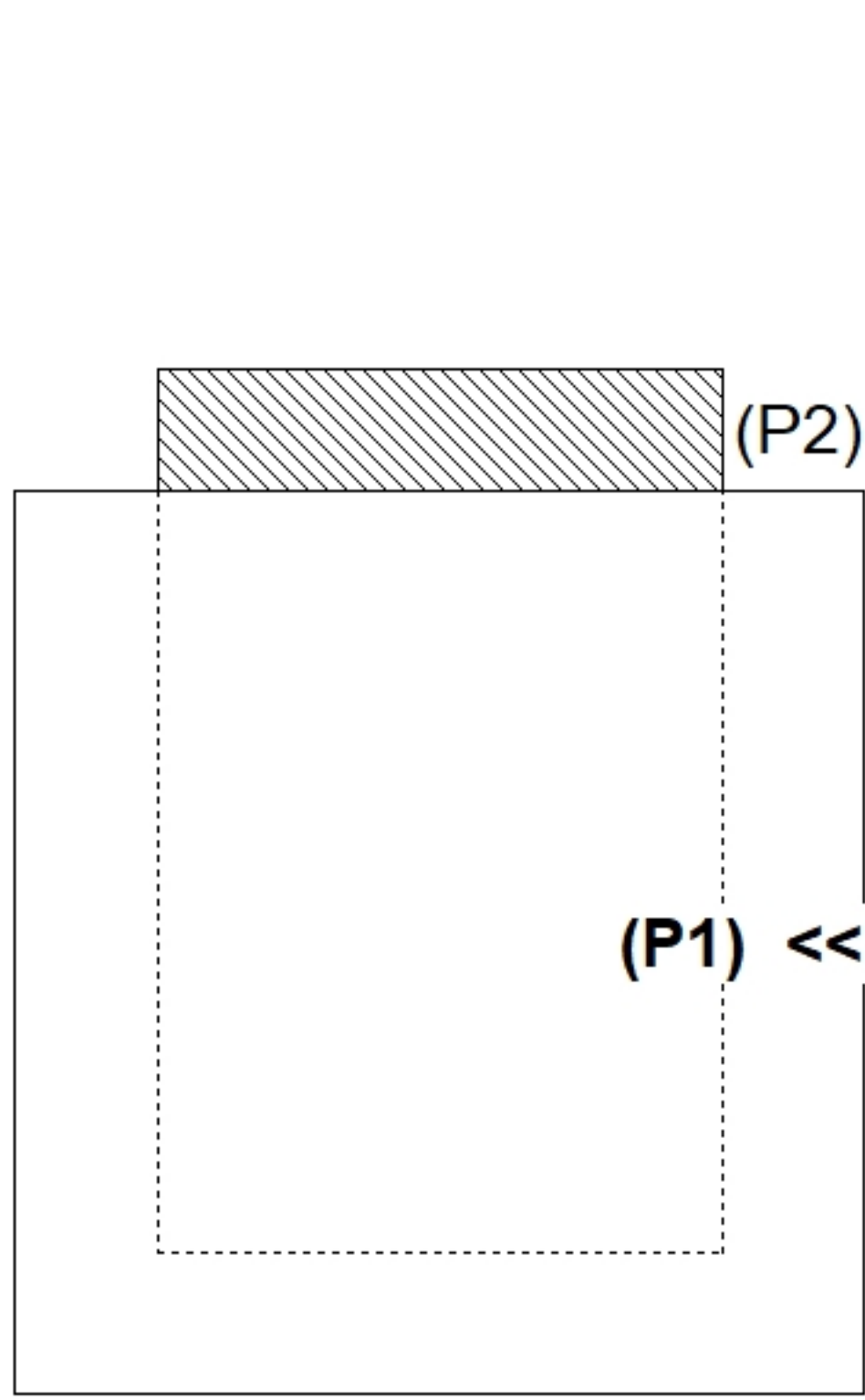
Structure Notes:
 1. JBS-3123 MOD. PROVIDED BY ICAST
 2. PER TDOT D-CB-12LP / ASTM C913 SPEC'S.
 3. CONCRETE = 4,000 PSI AT 28 DAYS.
 4. REINFORCING PER ASTM A615 (GRADE 60).
 ** PER TDOT STD DRAWING D-CB-12LP **
 - WALLS (As .62) #5 BARS AT 6" C.C.E.W.
 - FLOOR (As .62) #5 BARS AT 6" C.C.E.W.

Rim: 886.28' Rim to Invert: 3.98' Slack: 0.26" Sump: 2.5" Step Position:

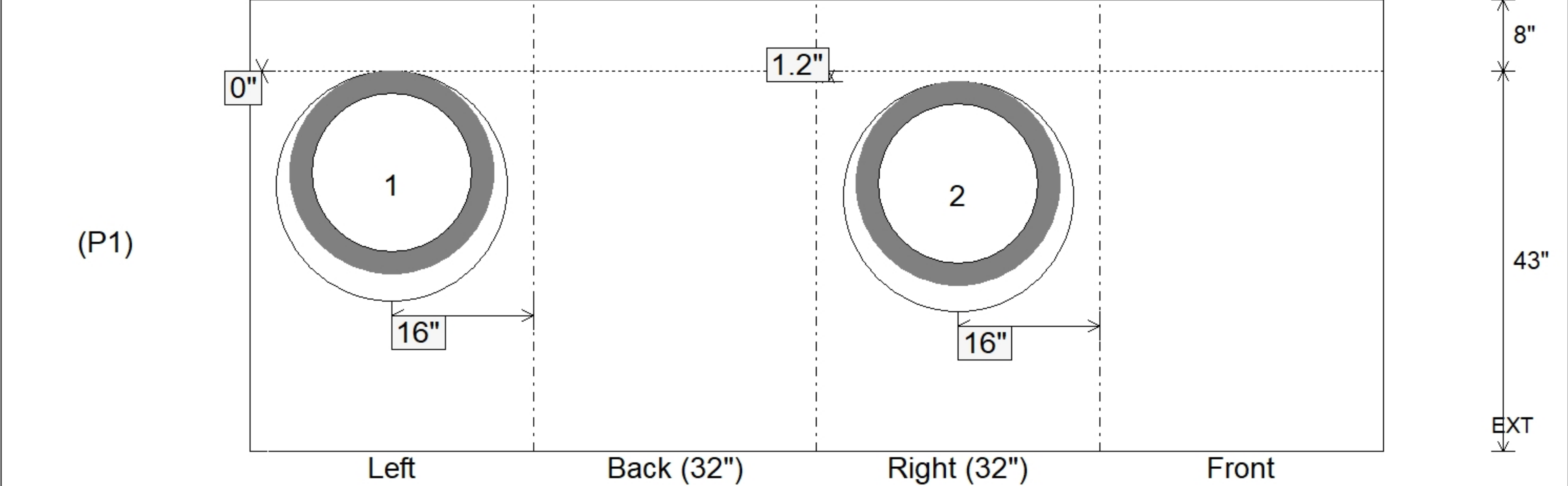
Position	Elev	Angle	Ext. (cw)	Pipe	Pipe OD	Connector	Hole	Horz Size	Up ()	Offset
Invert 1	882.3'	270°	24"	18" RCP B WALL	23"	Hole 26	26"	26"	0"	0"
Invert 2	882.4'	90°	24"	18" RCP B WALL	23"	Hole 26	26"	26"	1.2"	0"
Invert 3										
Invert 4										
Invert 5										
Invert 6										
Invert 7										
Invert 8										

RIGHT-SIDE UP VIEW (int. dimensions)

UPSIDE-DOWN VIEW (int. dimensions)



INSIDE WALL DIMENSIONS



Coating (Int):	Seam Up: Flat	Wall Thickness: 8"	Height (Int): 43"	Weight (Net): 5452 lb
Coating (Ext):	Seam Dn: n/a	Floor Height: 8"	Height (Ext): 51"	Volume (Net): 1.39cu.yd