

Job Name: 25-2797 - US 31 W & Marlin RD Improvements

Job Location: White House, TN

Contractor: Scotty's Contracting & Stone, LLC

PC: C. Goff

TECH: J. Coppage

Plant: Beaver Dam



Structure ID: **CB8**

Spec: TDOT

Type: CB TYPE 12LP

Size: 32" x 32"

Rim: 886.4'

Invert: 883.4'

Rim to Invert: 3'

Sump: 2.5"

Floor (Top): 883.192'

Floor Height: 8"

Floor (Bot): 882.525'

Overall Height: 3.833'

Slack: 0.5"

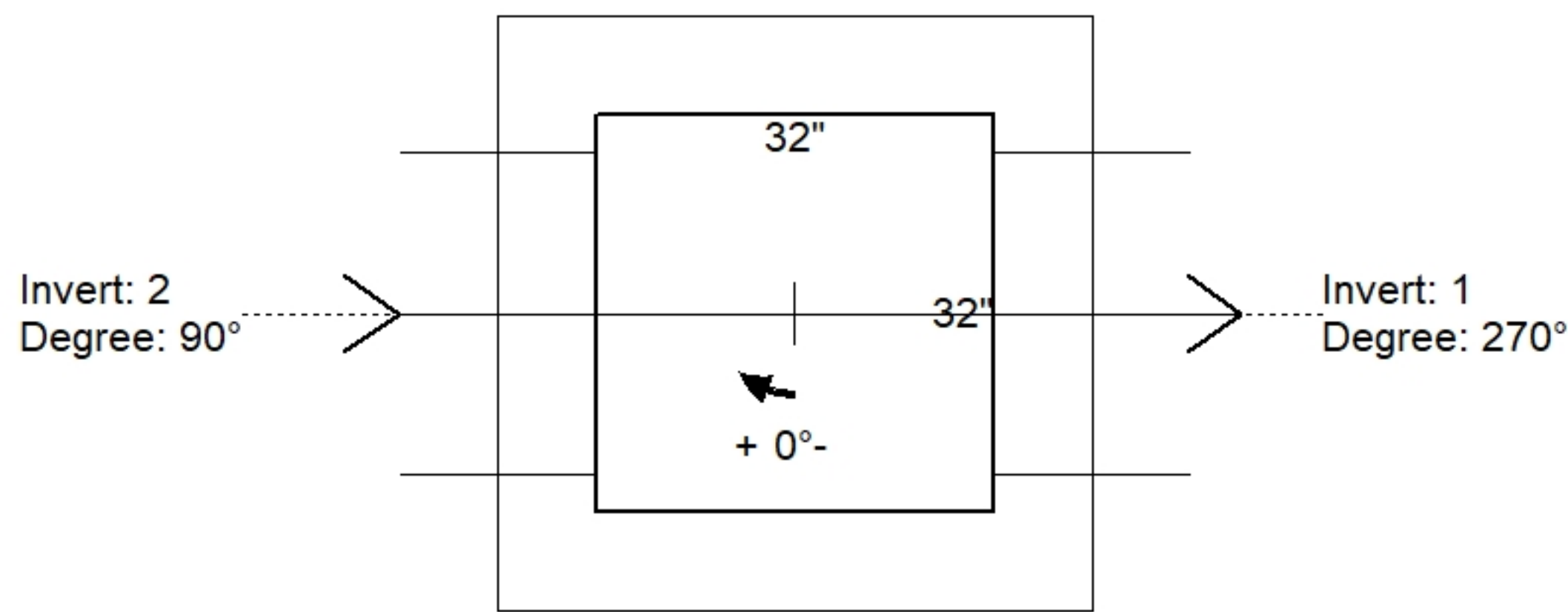
Structure Notes:

1. JBS-3123 MOD. PROVIDED BY ICAST
2. PER TDOT D-CB-12LP / ASTM C913 SPEC'S.
3. CONCRETE = 4,000 PSI AT 28 DAYS.
4. REINFORCING PER ASTM A615 (GRADE 60).
- ** PER TDOT STD DRAWING D-CB-12LP **
- WALLS (As .62) #5 BARS AT 6" C.C.E.W.
- FLOOR (As .62) #5 BARS AT 6" C.C.E.W.
5. THIS STRUCTURE IS TOO SHALLOW TO MEET TDOT MINIMUM COVERAGE OVER THE PIPE OPENINGS. THE SUBMITAL REFLECTS THE CURRENT PLAN DEPTHS.

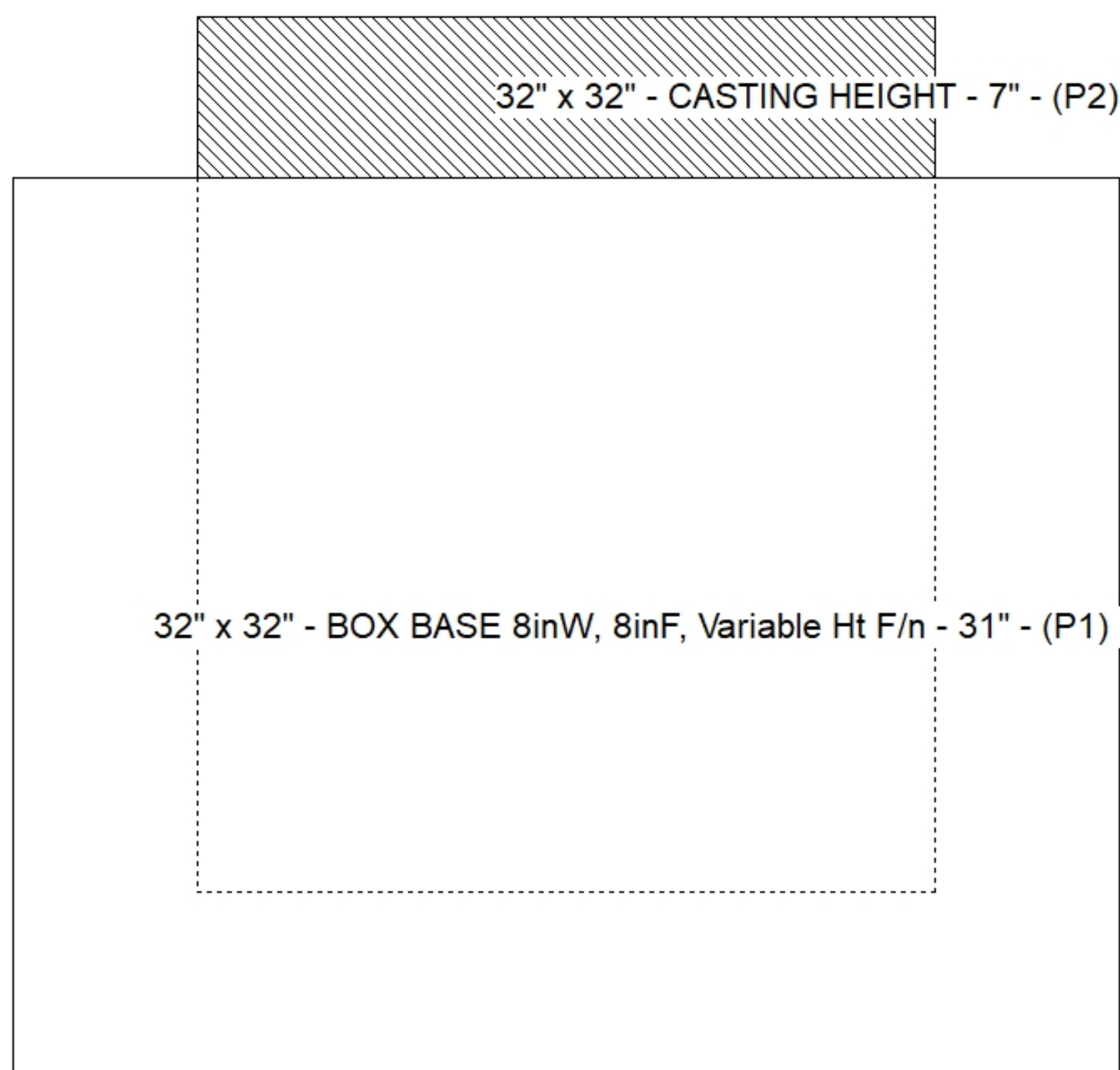
STRUCTURE SUMMARY:

P2) 32" x 32" - CASTING HEIGHT - 7"	0 lb
P1) 32" x 32" - BOX BASE 8inW, 8inF, Variable Ht F/n - 31"	4163 lb
2) Hole - 26	0 lb

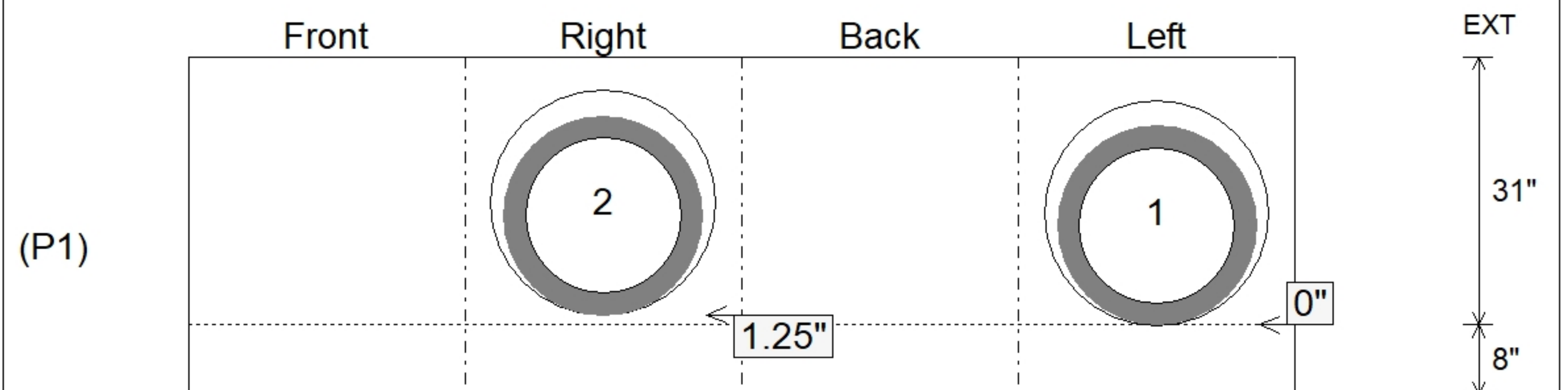
Structure Total:	4163 lb



Position	Elev	Angle	Pipe	Pipe OD	Hole	Connector	Up (")	Ref
Rim	886.4'							
Reducer								
Invert 1	883.4'	270°	18" RCP B WALL	23"	26"	Hole 26	0"	P1
Invert 2	883.5'	90°	18" RCP B WALL	23"	26"	Hole 26	1.25"	P1
Invert 3								
Invert 4								
Invert 5								
Invert 6								
Invert 7								
Invert 8								



Cast (Int. Dim.) - Interior Dimensions



Submittal Drawing
10/10/2025 3:59:50 PM

SUBMITTAL
APPROVED BY: