

Job Name: 25-2772 TDOT Rutherford Co CNZ193
 Job Location: Rutherford Co., TN
 Contractor: Capital City Construction Services LLC

Plant: Beaver Dam

10/1/2025 8:02:44 AM

Tech: J. Coppage

PC: A. Chambers



Structure ID: CB-1

P2 BX3648-08R24

BOX RISER 8inW

- P5) 28" x 34" - CASTING HEIGHT - 5"
- P4) 28" x 34" - FIELD ADJUSTMENT - 3"
- P3) 36" x 48" - BX FLAT LID 8"W - TDOT 12P (28"x34" Hole) - 10"
- P2) 36" x 48" - BOX RISER 8inW - 24"
- P1) 36" x 48" - BOX BASE 8inW, 8inF - 48"
- 2) 36" x 48" - Conseal CS-102 1.00"
- 2) 28" x 34" - Conseal CS-102 1.00"
- 2) Hole - 26"

- Structure Notes:**
1. JBS-3123 MODIFIED PROVIDED BY ICAST.
 2. PER TDOT D-CB-12 / ASTM C913 SPEC'S.
 3. CONCRETE = 4,000 PSI AT 28 DAYS.
 4. REINFORCING PER ASTM A615 (GRADE 60).
- ** SEE TDOT STD DRAWING D-CB-12 **
- TOP SLAB - DBL MAT #5 BARS.
 - WALLS (As .47) #5 BARS AT 8" C.C.E.W.
 - FLOOR (As .47) #5 BARS AT 8" C.C.E.W.

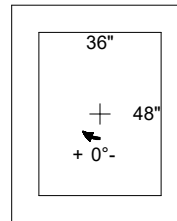
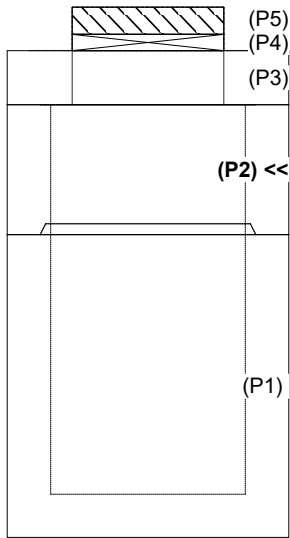
Structure Total:

13232 lb

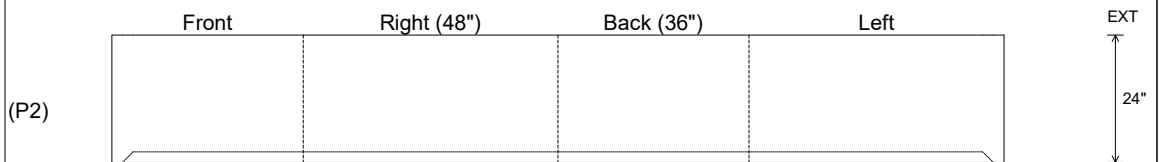
Rim: 600.93' Rim to Invert: 7.35' Slack: 0.7" Sump: 2.5" Step Position:

Position	Elev	Angle	Ext. (cw)	Pipe	Pipe OD	Connector	Hole	Horz Size	Up (L)	Offset
Invert 1										
Invert 2										
Invert 3										
Invert 4										
Invert 5										
Invert 6										
Invert 7										
Invert 8										

RIGHT-SIDE UP VIEW (int. dimensions)



INSIDE WALL DIMENSIONS



Coating (Int): Coating (Ext):	Seam Up: Flat Seam Dn: Groove	Wall Thickness: 8" Floor Height: 0"	Height (Int): 24" Height (Ext): 24"	Weight (Net): 3222 lb Volume (Net): 0.82cu.yd
----------------------------------	----------------------------------	--	--	--