

Job Name: 25-2727 - S English Station Storage
 Job Location: Louisville, KY
 Contractor: H&W Landwork

Plant: Beaver Dam, KY
 2/3/2026 6:40:44 PM

Tech: J. Coppage - F
 PC: T. Lewis



Structure ID: 2

P1 BX2436-08BVF

BOX BASE 8inW, 8inF, Variable Ht F/n

P2) 24" x 36" - CASTING HEIGHT - 4"
 P1) 24" x 36" - BOX BASE 8inW, 8inF, Variable Ht F/n - 32"
 1) CASTING - HOE 518 F/G
 1) 24" x 36" - Conseal CS-102 1.00"
 2) Hole - 16

0 lb
 4392 lb
 354 lb
 0 lb
 0 lb
 Structure Total: 4746 lb

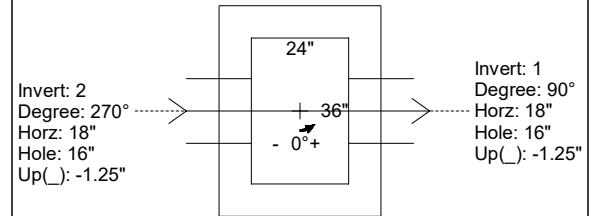
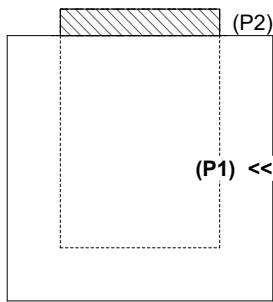
Structure Notes:
 1. PER ASTM C-913 SPECIFICATIONS
 2. CONCRETE: 4,500 PSI AT 28 DAYS
 3. REINFORCEMENT: #5 BAR @ 12" C.C. E.W. (GRADE 60) - 2" MIN. REBAR CLEARANCE (TYP)
 4. NO STORM INVERT
 5. NO STEPS
 6. HOE 518 FRAME & GRATE SUPPLIED BY ICAST

Rim: 709.2' Rim to Invert: 3' Slack: 0" Sump: 0" Step Position:

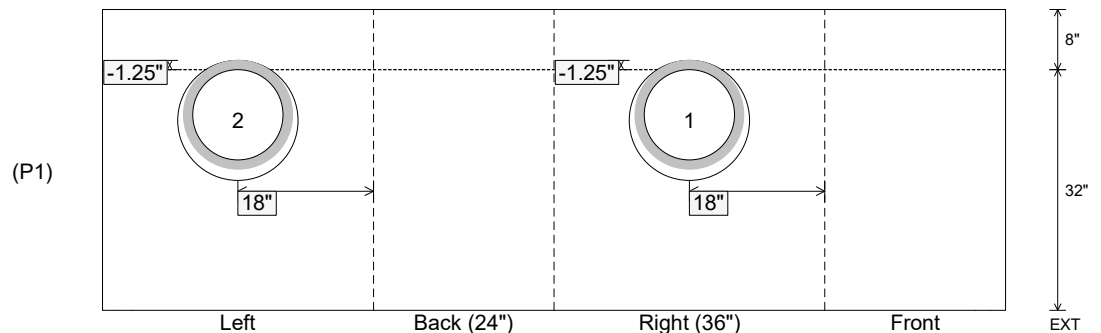
Position	Elev	Angle	Ext. (cw)	Pipe	Pipe OD	Connector	Hole	Horz Size	Up ()	Offset
Invert 1	706.2'	90°	26"	12" HDPE	14.5"	Hole 16	16"	16"	-1.25"	0"
Invert 2	706.2'	270°	26"	12" HDPE	14.5"	Hole 16	16"	16"	-1.25"	0"
Invert 3										
Invert 4										
Invert 5										
Invert 6										
Invert 7										
Invert 8										

RIGHT-SIDE UP VIEW (int. dimensions)

UPSIDE-DOWN VIEW (int. dimenions)



INSIDE WALL DIMENSIONS



Coating (Int):
 Coating (Ext):

Seam Up: Flat
 Seam Dn: n/a

Wall Thickness: 8"
 Floor Height: 8"

Height (Int): 32"
 Height (Ext): 40"

Weight (Net): 4392 lb
 Volume (Net): 1.12cu.yd