

Job Name: 25-2666 Residential Subdivision
Job Location: Hawesville, Ky
Contractor: Winwater Hartford KY Co.

PC: A.Chambers
 TECH: C.Russ
 Plant: 100



Structure ID: HW BASIN A (495.63)
 Spec: HEADWALLS
 Type: HW SLOPED & FLARED
 Size: 24"

Rim: 2.5'
 Invert: 2.5'
 Rim to Invert: 0'

Sump: 30"
 Floor (Top): 0'
 Floor Height: 0"

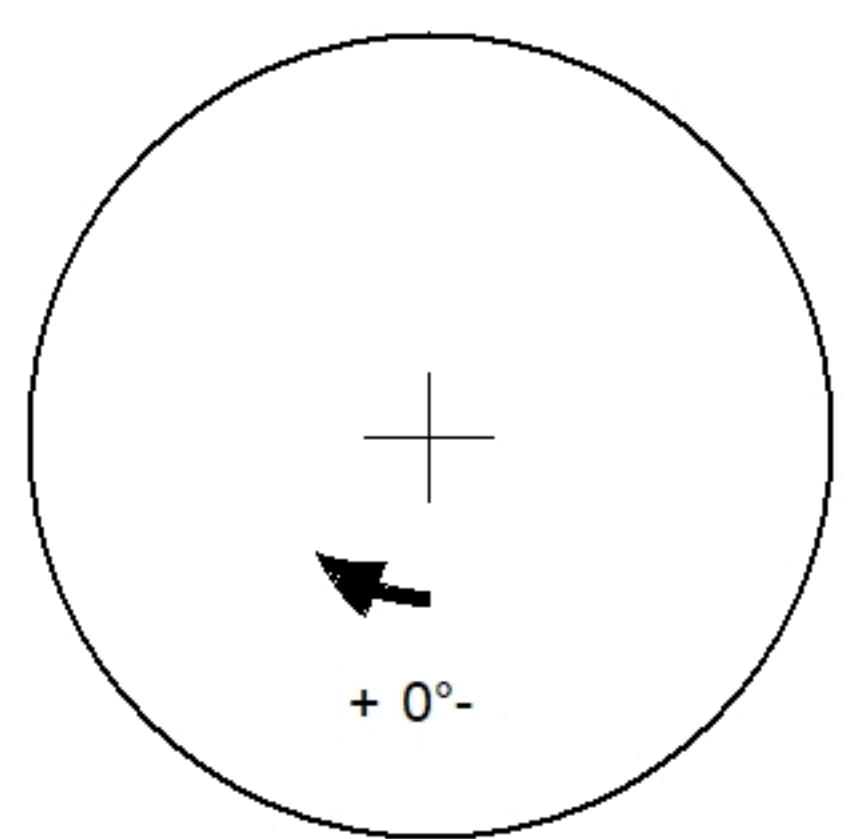
Floor (Bot): 0'
 Overall Height: 2'
 Slack: 6"

Structure Notes:

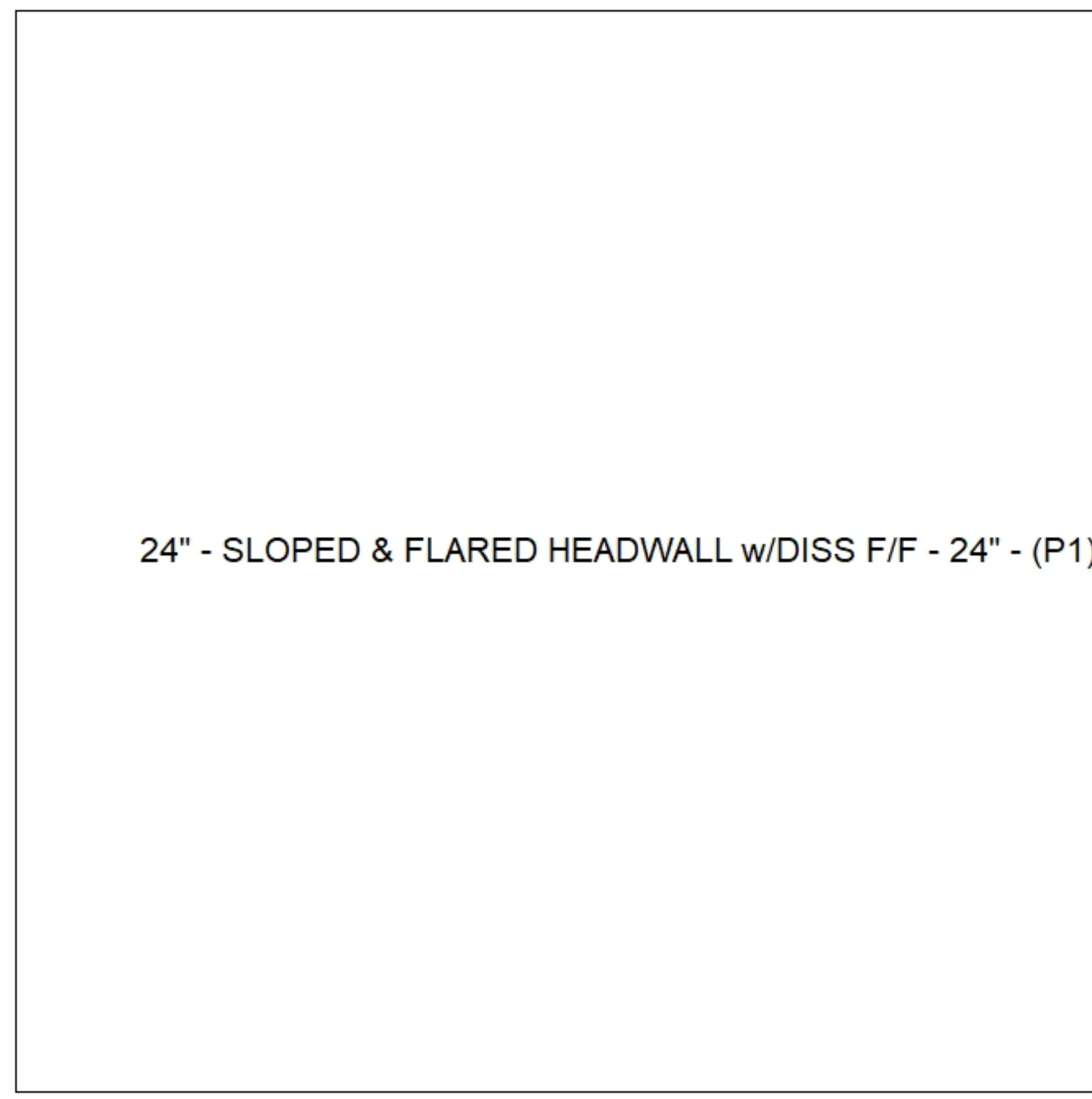
STRUCTURE SUMMARY:

P1) 24" - SLOPED & FLARED HEADWALL w/DISS F/F - 24" 5647 lb
 3) Dissipators for Headwalls 225 lb

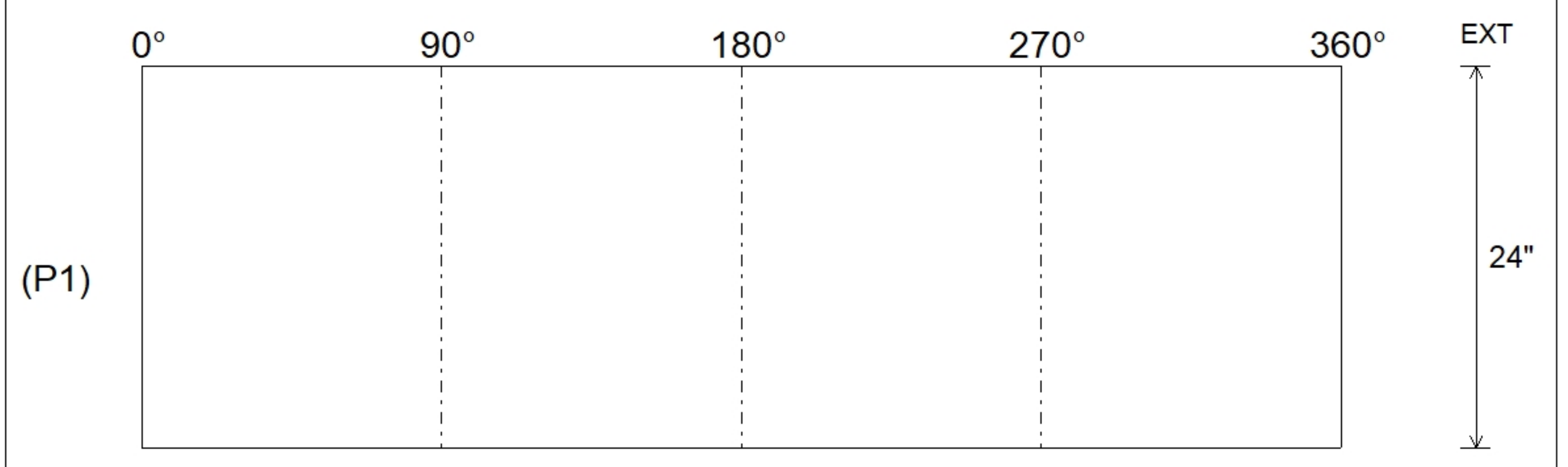
 Structure Total: 5872 lb



Position	Elev	Angle	Pipe	Pipe OD	Hole	Connector	Up ()	Ref
Rim	2.5'							
Reducer								
Invert 1								
Invert 2								
Invert 3								
Invert 4								
Invert 5								
Invert 6								
Invert 7								
Invert 8								



Cast (Int. Dim.) - Interior Dimensions



Submittal Drawing
 12/15/2025 8:24:01 AM

SUBMITTAL
 APPROVED BY: