

Job Name: 25-2666 Residential Subdivision
Job Location: Hawesville, Ky
Contractor: Winwater Hartford KY Co.

PC: A.Chambers
 TECH: C.Russ
 Plant: 100



Structure ID: **CBI AC3**
 Spec: Storm
 Type: BX 8inW, 8inF
 Size: 24" x 36"

Rim: 523.11'
 Invert: 520.77'
 Rim to Invert: 2.34'

Sump: 0.7"
 Floor (Top): 520.712'
 Floor Height: 8"

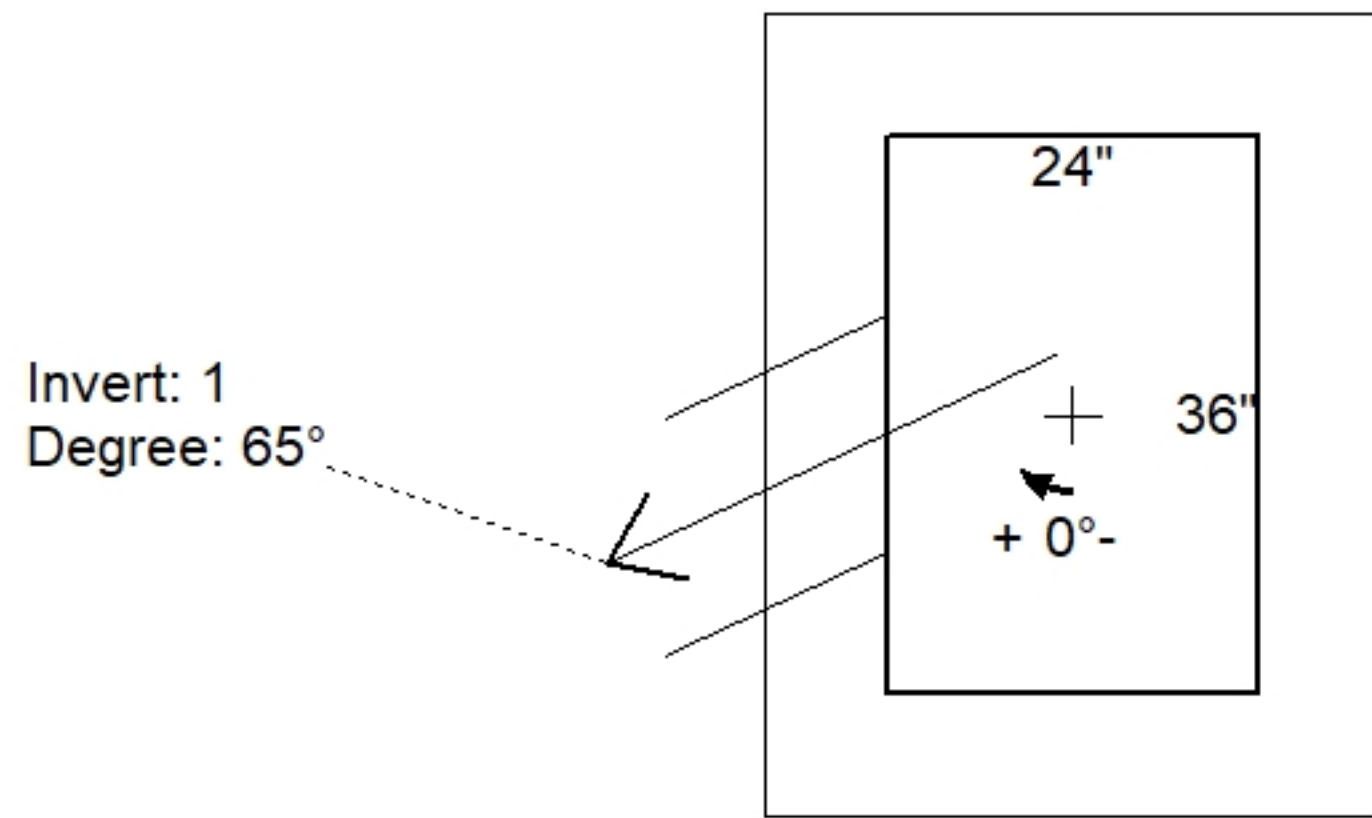
Floor (Bot): 520.045'
 Overall Height: 3'
 Slack: 0.78"

Structure Notes:

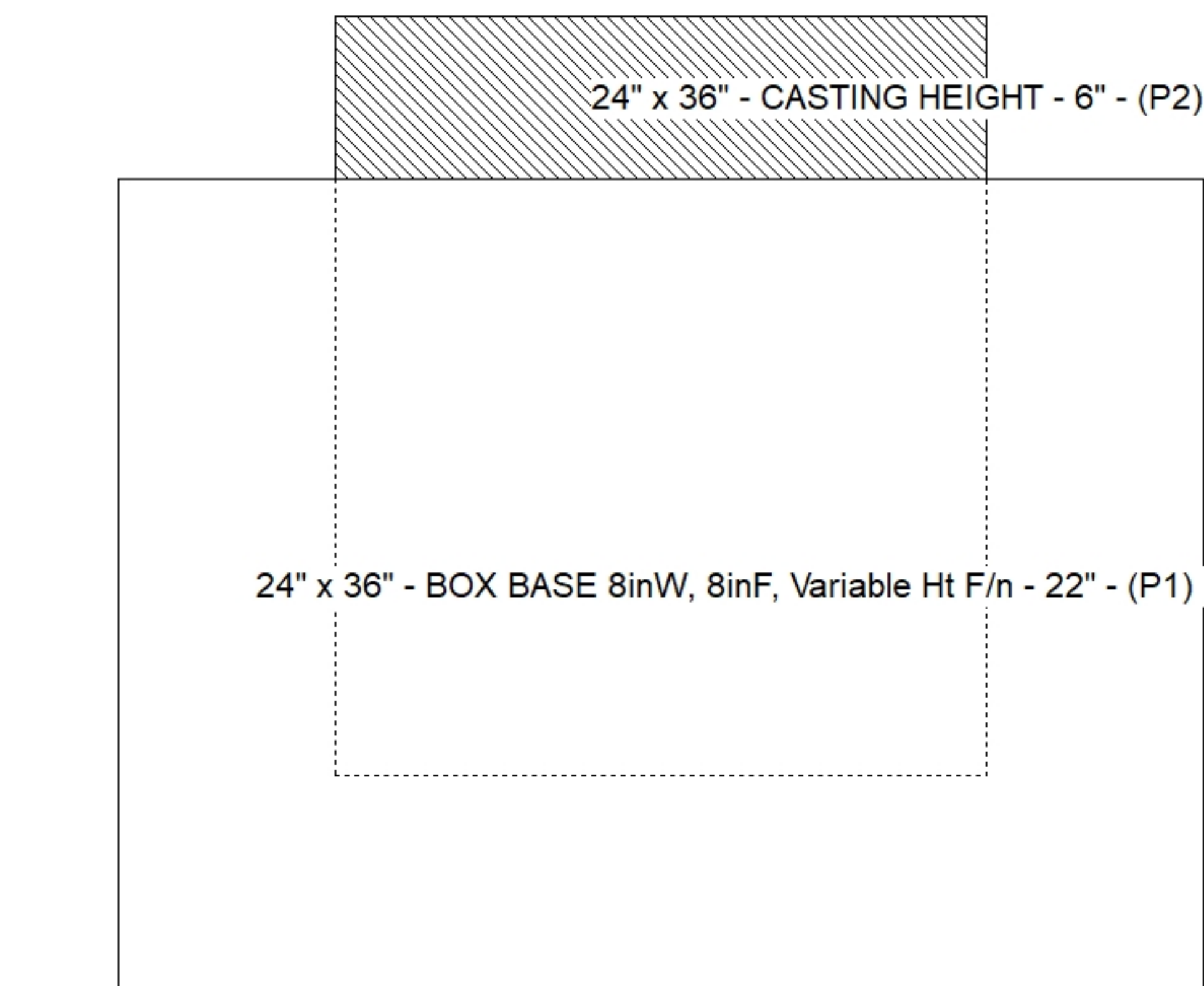
1. PER ASTM C913 SPECIFICATIONS.
2. CONCRETE = 4,000 PSI AT 28 DAYS.
3. NO INVERT CHANNEL.
4. REINFORCING PER ASTM A615 (GRADE 60).
 - TOP SLAB (As .62) #5 BARS AT 6" C.C.E.W.
 - WALLS (As .12) #5 BARS AT 12" C.C.E.W.
 - FLOOR (As .12) #5 BARS AT 12" C.C.E.W.
5. HOE 525 PROVIDED BY ICAST

STRUCTURE SUMMARY:

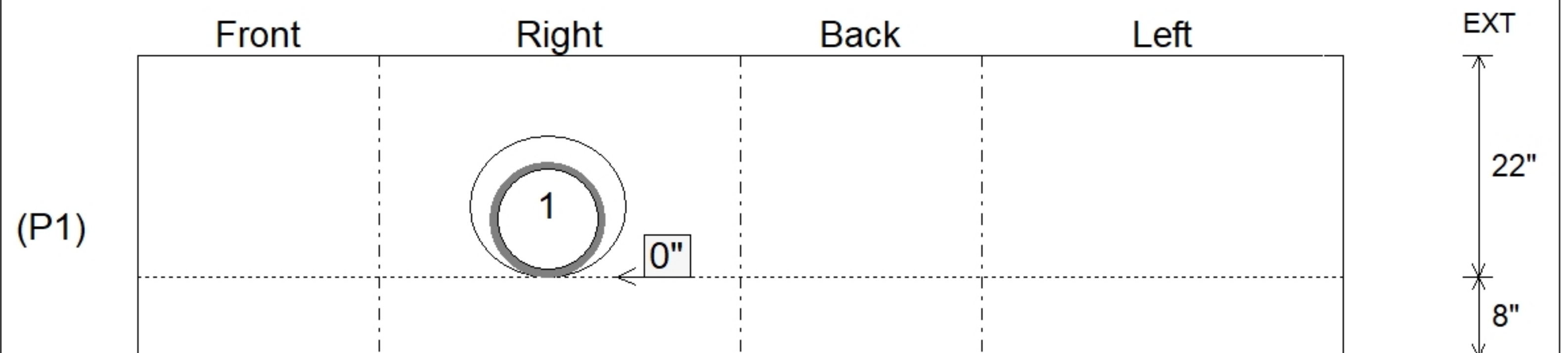
P2) 24" x 36" - CASTING HEIGHT - 6"	0 lb
P1) 24" x 36" - BOX BASE 8inW, 8inF, Variable Ht F/n - 22"	3527 lb
1) CASTING - HOE 525 LV SET (F/G/H)	442 lb
1) 24" x 36" - SGL 1"x14.5' Butyl	0 lb
1) Hole - 14	0 lb
Structure Total:	3969 lb



Position	Elev	Angle	Pipe	Pipe OD	Hole	Connector	Up ()	Ref
Rim	523.11'							
Reducer								
Invert 1	520.77'	65°	10" HDPE	11.4"	14"	Hole 14	0"	P1
Invert 2								
Invert 3								
Invert 4								
Invert 5								
Invert 6								
Invert 7								
Invert 8								



Cast (Int. Dim.) - Interior Dimensions



Submittal Drawing
 12/15/2025 8:24:26 AM

SUBMITTAL
 APPROVED BY: