

| | | | |
|--|-----------------------|----------------|--|
| Job Name: 25-2666 Residential Subdivision | Plant: 100 | Tech: C.Russ |  |
| Job Location: Hawesville, Ky Contractor: Winwater Hartford KY Co. | 12/15/2025 8:25:04 AM | PC: A.Chambers | |

Structure ID: CBI AC2

P1 BX2436-08BVF

BOX BASE 8inW, 8inF, Variable Ht F/n

| | |
|--|----------------|
| P2) 24" x 36" - CASTING HEIGHT - 6" | 0 lb |
| P1) 24" x 36" - BOX BASE 8inW, 8inF, Variable Ht F/n - 24" | 3571 lb |
| 1) CASTING - HOE 525 LV SET (F/G/H) | 442 lb |
| 1) 24" x 36" - SGL 1"x14.5' Butyl | 0 lb |
| 1) Hole - 18 | 0 lb |
| 1) Hole - 14 | 0 lb |
| Structure Total: | 4013 lb |

Structure Notes:

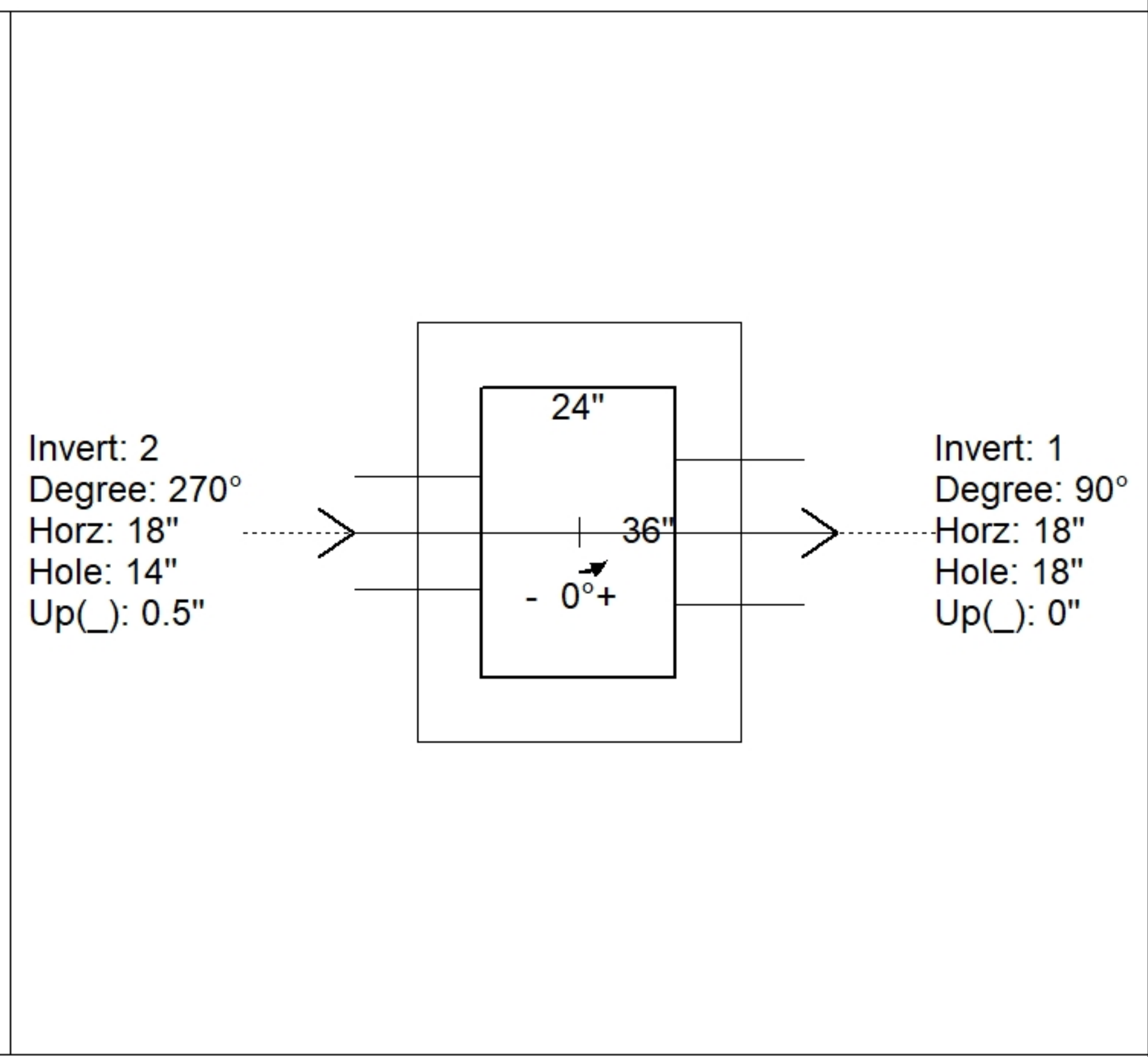
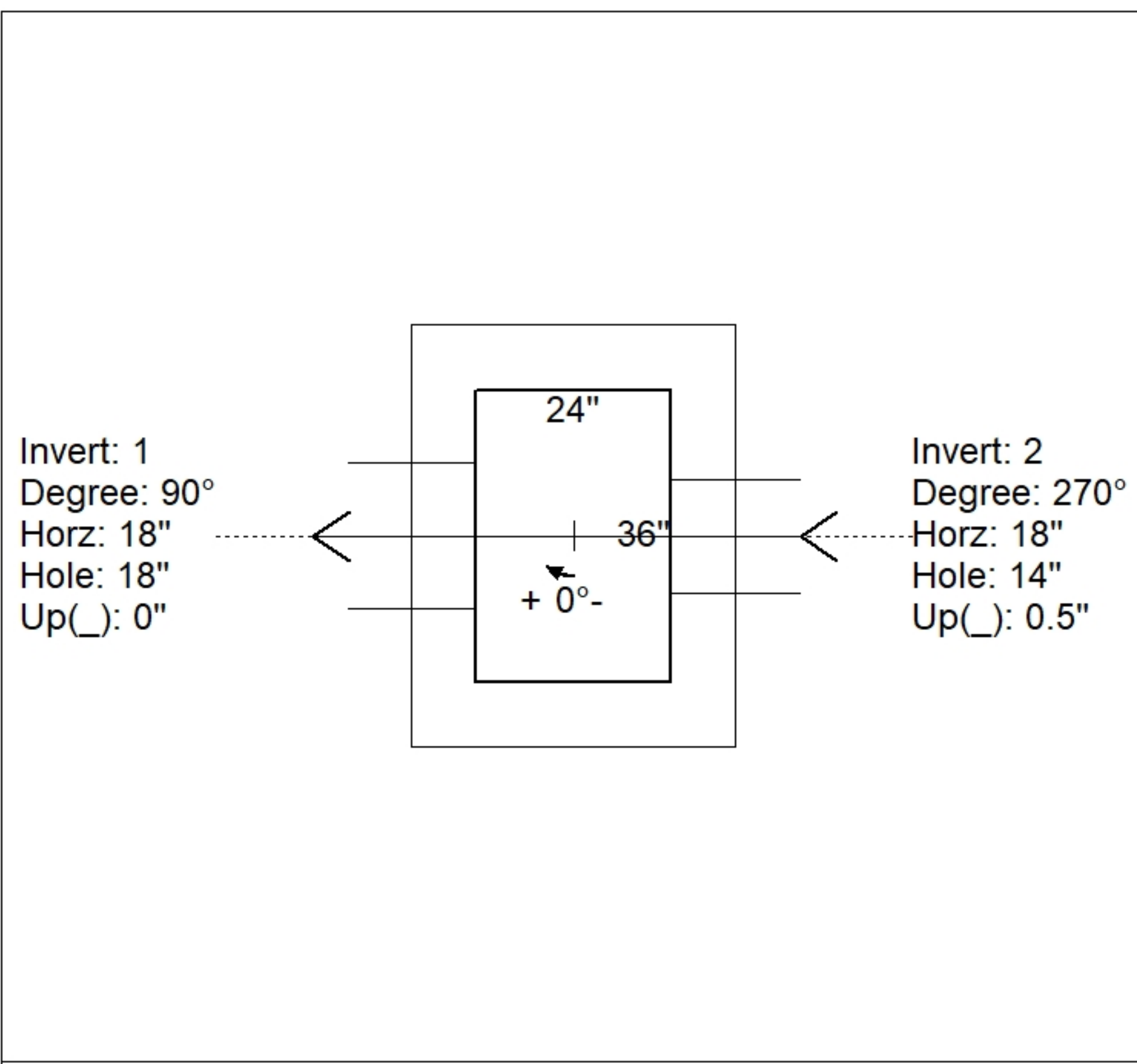
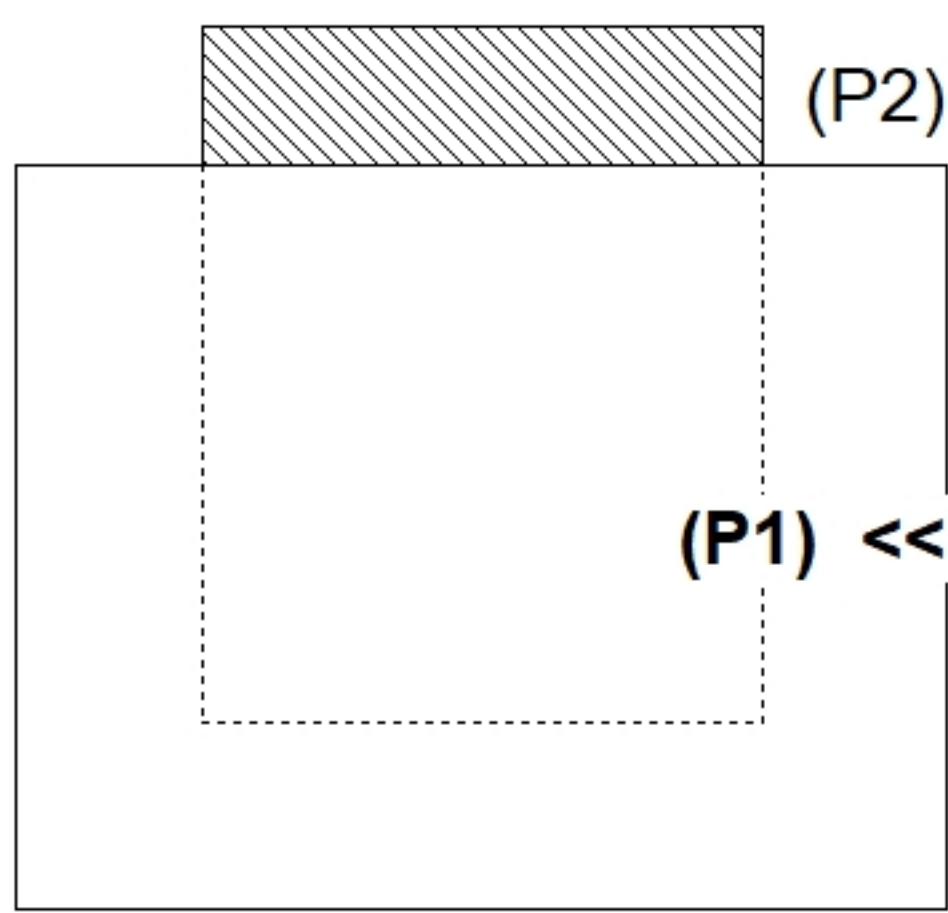
- PER ASTM C913 SPECIFICATIONS.
- CONCRETE = 4,000 PSI AT 28 DAYS.
- NO INVERT CHANNEL.
- REINFORCING PER ASTM A615 (GRADE 60).
- TOP SLAB (As .62) #5 BARS AT 6" C.C.E.W.
- WALLS (As .12) #5 BARS AT 12" C.C.E.W.
- FLOOR (As .12) #5 BARS AT 12" C.C.E.W.
- HOE 525 PROVIDED BY ICAST

Rim: 522.36' Rim to Invert: 2.42' Slack: 0.29" Sump: 1.25" Step Position: 0°

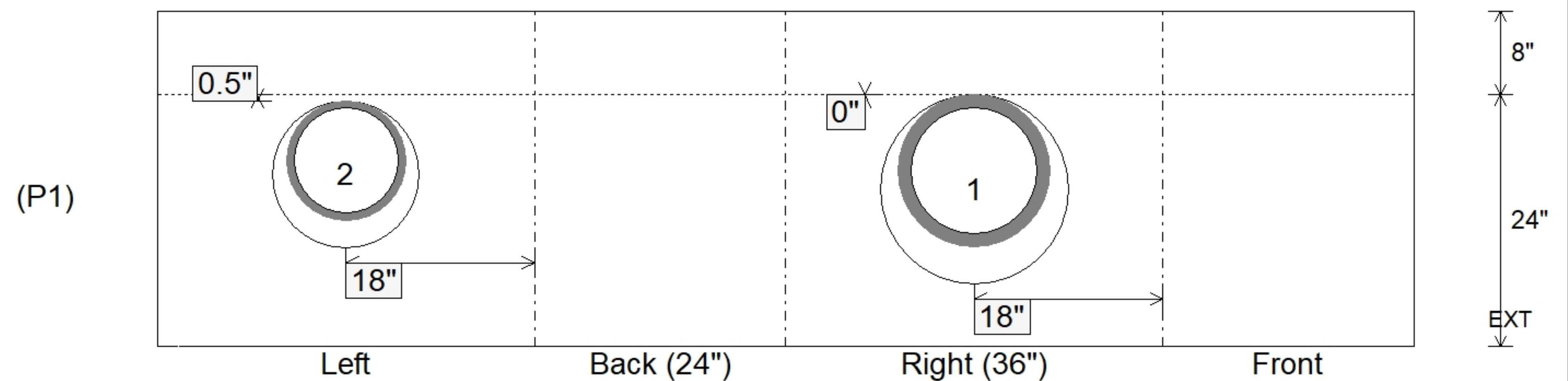
| Position | Elev | Angle | Ext. (cw) | Pipe | Pipe OD | Connector | Hole | Horz Size | Up () | Offset |
|----------|---------|-------|-----------|----------|---------|-----------|------|-----------|--------|--------|
| Invert 1 | 519.94' | 90° | 26" | 12" HDPE | 14.5" | Hole 18 | 18" | 18" | 0" | 0" |
| Invert 2 | 519.94' | 270° | 26" | 10" HDPE | 11.4" | Hole 14 | 14" | 14" | 0.5" | 0" |
| Invert 3 | | | | | | | | | | |
| Invert 4 | | | | | | | | | | |
| Invert 5 | | | | | | | | | | |
| Invert 6 | | | | | | | | | | |
| Invert 7 | | | | | | | | | | |
| Invert 8 | | | | | | | | | | |

RIGHT-SIDE UP VIEW (int. dimensions)

UPSIDE-DOWN VIEW (int. dimensions)



INSIDE WALL DIMENSIONS



| | | | | |
|----------------|---------------|--------------------|-------------------|-------------------------|
| Coating (Int): | Seam Up: Flat | Wall Thickness: 8" | Height (Int): 24" | Weight (Net): 3571 lb |
| Coating (Ext): | Seam Dn: n/a | Floor Height: 8" | Height (Ext): 32" | Volume (Net): 0.91cu.yd |