

Job Name: 25-2649 - The Laurel Assisted Living Facility
Job Location: Bowling Green, KY
Contractor: Infinity Pipeline, Inc.

PC: E. Bradley
 TECH: K. Cardwell
 Plant: Beaver Dam, KY



Structure ID: **LS-9**
 Spec: Storm
 Type: STM.MH (Recessed pipe)
 Size: 48"

Rim: 549.77'
 Invert: 546.05'
 Rim to Invert: 3.72'

Sump: 0"
 Floor (Top): 546.05'
 Floor Height: 6"

Floor (Bot): 545.55'
 Overall Height: 4'
 Slack: 2.64"

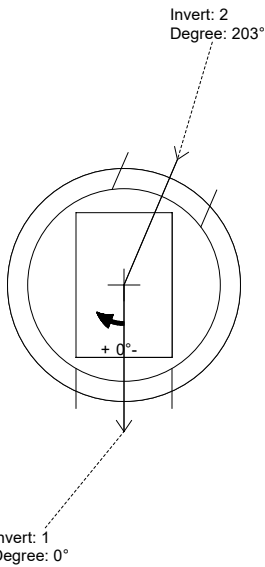
Structure Notes:

- PER ASTM C-478 SPECS
- CONCRETE: 4,500 PSI AT 28 DAYS
- REINFORCEMENT:
 - FLAT LID: #4 BAR @ 10" C.C. E.W. (GRADE 60)
 - BASE: PER ASTM A615
- NO STEPS
- HOE 470 FRAME, L-VANE GRATE, & CURB HOOD SUPPLIED BY ICAST

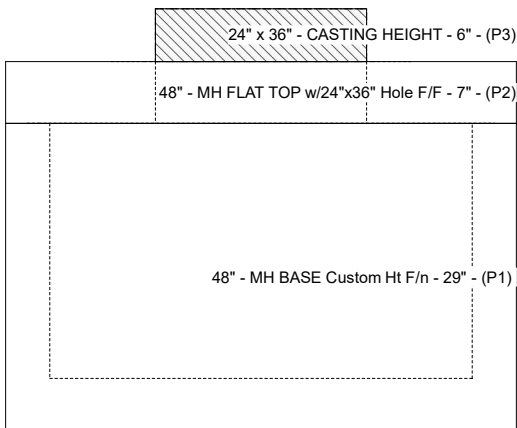
STRUCTURE SUMMARY:

P3) 24" x 36" - CASTING HEIGHT - 6" 0 lb
 P2) 48" - MH FLAT TOP w/24"x36" Hole F/F - 7" 1044 lb
 P1) 48" - MH BASE Custom Ht F/n - 29" 2962 lb
 1) CASTING - HOE 470 SET LV (F/G/H) 394 lb
 1) 48" - Conseal CS-102 1.00" 0 lb
 1) 24" x 36" - Conseal CS-102 1.00" 0 lb
 2) Hole - 24 0 lb

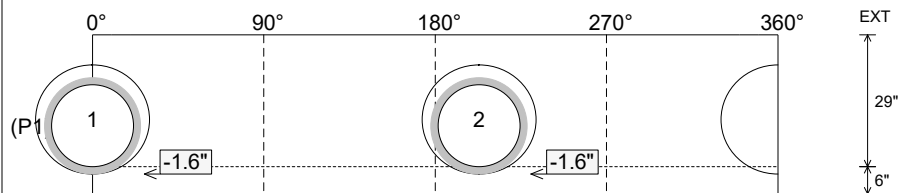
 Structure Total: 4400 lb



Position	Elev	Angle	Pipe	Pipe OD	Hole	Connector	Up (")	Ref
Rim	549.77'							
Reducer								
Invert 1	546.05'	0°	18" HDPE	21.2"	24"	Hole 24	-1.6"	P1
Invert 2	546.05'	203°	18" HDPE	21.2"	24"	Hole 24	-1.6"	P1
Invert 3								
Invert 4								
Invert 5								
Invert 6								
Invert 7								
Invert 8								



Cast (Int. Dim.) - Interior Dimensions



Submittal Drawing
 11/4/2025 6:55:30 AM

SUBMITTAL
 APPROVED BY: