

Job Name: 25-2649 - The Laurel Assisted Living Facility
 Job Location: Bowling Green, KY
 Contractor: Infinity Pipeline, Inc.

Plant: Beaver Dam, KY
 11/3/2025 3:18:37 PM

Tech: K. Cardwell
 PC: E. Bradley



Structure ID: LS-9

P1 MH048BAVF

MH BASE Custom Ht F/n

- P3) 24" x 36" - CASTING HEIGHT - 6"
- P2) 48" - MH FLAT TOP w/24"x36" Hole F/F - 7"
- P1) 48" - MH BASE Custom Ht F/n - 29"
- 1) CASTING - HOE 470 SET LV (F/G/H)
- 1) 48" - Conseal CS-102 1.00"
- 1) 24" x 36" - Conseal CS-102 1.00"
- 2) Hole - 24"

0 lb
 1044 lb
 2962 lb
 394 lb
 0 lb
 0 lb
 0 lb

 Structure Total: 4400 lb

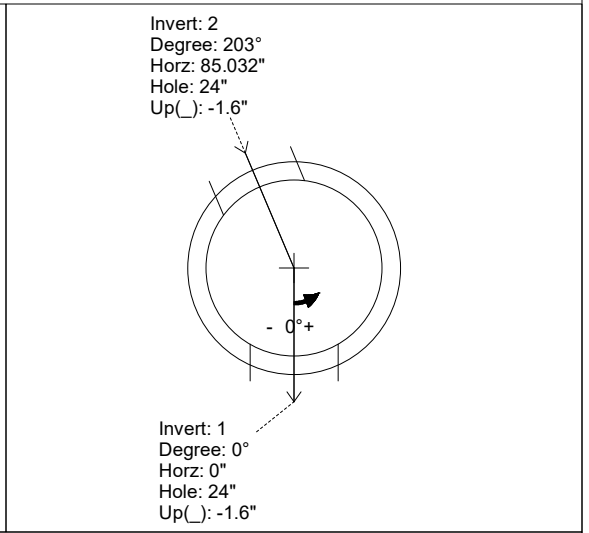

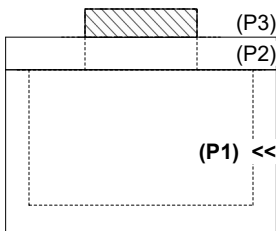
- Structure Notes:**
1. PER ASTM C-478 SPECS
 2. CONCRETE: 4,500 PSI AT 28 DAYS
 3. REINFORCEMENT: PER ASTM A615
 4. NO STEPS
 5. HOE 470 FRAME, L-VANE GRATE, & CURB HOOD SUPPLIED BY ICAST

Rim: 549.77' Rim to Invert: 3.72' Slack: 2.64" Sump: 0" Step Position:

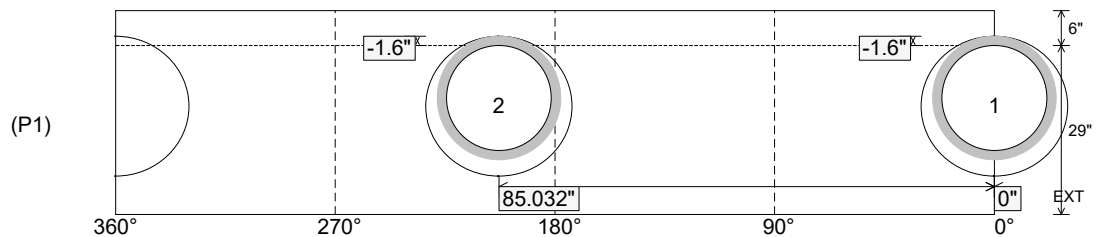
Position	Elev	Angle	Ext. (cw)	Pipe	Pipe OD	Connector	Hole	Horz Size	Up ()	Offset
Invert 1	546.05'	0°	0"	18" HDPE	21.2"	Hole 24	24"	25.133"	-1.6"	0"
Invert 2	546.05'	203°	102.748"	18" HDPE	21.2"	Hole 24	24"	25.133"	-1.6"	0"
Invert 3										
Invert 4										
Invert 5										
Invert 6										
Invert 7										
Invert 8										

RIGHT-SIDE UP VIEW (int. dimensions)

UPSIDE-DOWN VIEW (int. dimensions)



INSIDE WALL DIMENSIONS



Coating (Int): Coating (Ext):	Seam Up: Flat Seam Dn: n/a	Wall Thickness: 5" Floor Height: 6"	Height (Int): 29" Height (Ext): 35"	Weight (Net): 2962 lb Volume (Net): 0.76cu.yd
----------------------------------	-------------------------------	--	--	--