

Job Name: 25-2649 - The Laurel Assisted Living Facility
Job Location: Bowling Green, KY
Contractor: Infinity Pipeline, Inc.

PC: E. Bradley
 TECH: K. Cardwell
 Plant: Beaver Dam, KY



Structure ID: **LS-40**

Spec: Storm
 Type: BX 8inW, 8inF
 Size: 24" x 36"

Rim: 550.42'
 Invert: 547.31'
 Rim to Invert: 3.11'

Sump: 0"
 Floor (Top): 547.31'
 Floor Height: 8"

Floor (Bot): 546.643'
 Overall Height: 3.583'
 Slack: 2.32"

Structure Notes:

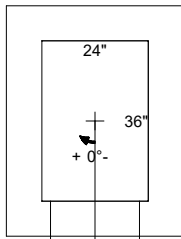
- PER ASTM C-913 SPECS
- CONCRETE: 4,500 PSI AT 28 DAYS
- REINFORCEMENT: #5 BAR @ 12" C.C. E.W. (GRADE 60)
- HOE 470 FRAME, L-VANE GRATE, & CURB HOOD SUPPLIED BY ICAST

STRUCTURE SUMMARY:

- P2) 24" x 36" - CASTING HEIGHT - 6"
 P1) 24" x 36" - BOX BASE 8inW, 8inF, Variable Ht F/n - 29"
 1) CASTING - HOE 470 SET LV (F/G/H)
 1) 24" x 36" - Conseal CS-102 1.00"
 1) Hole - 20

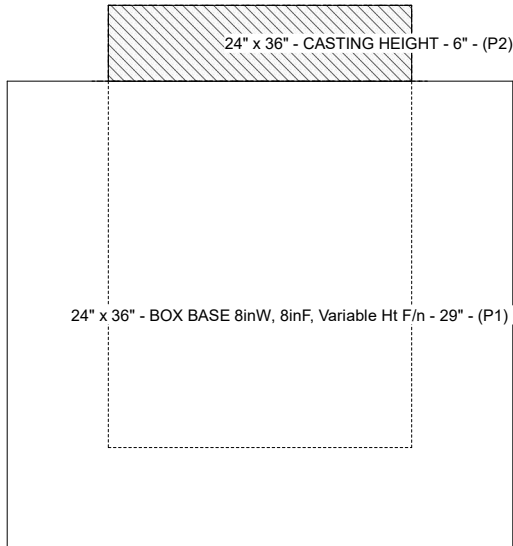
0 lb
 4144 lb
 394 lb
 0 lb
 0 lb

Structure Total: 4538 lb

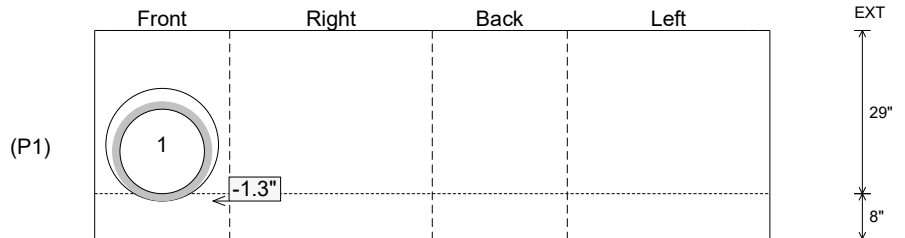


Invert: 1
 Degree: 0°

| Position | Elev | Angle | Pipe | Pipe OD | Hole | Connector | Up (L) | Ref |
|----------|---------|-------|----------|---------|------|-----------|--------|-----|
| Rim | 550.42' | | | | | | | |
| Reducer | | | | | | | | |
| Invert 1 | 547.31' | 0° | 15" HDPE | 17.6" | 20" | Hole 20 | -1.3" | P1 |
| Invert 2 | | | | | | | | |
| Invert 3 | | | | | | | | |
| Invert 4 | | | | | | | | |
| Invert 5 | | | | | | | | |
| Invert 6 | | | | | | | | |
| Invert 7 | | | | | | | | |
| Invert 8 | | | | | | | | |



Cast (Int. Dim.) - Interior Dimensions



Submittal Drawing
 12/4/2025 2:52:10 PM

SUBMITTAL
 APPROVED BY: