

Job Name: 25-2649 - The Laurel Assisted Living Facility  
 Job Location: Bowling Green, KY  
 Contractor: Infinity Pipeline, Inc.

Plant: Beaver Dam, KY

Tech: K. Cardwell

12/4/2025 2:57:46 PM

PC: E. Bradley



**Structure ID: LS-40**

**P1 BX2436-08BVF**

**BOX BASE 8inW, 8inF, Variable Ht F/n**

P2) 24" x 36" - CASTING HEIGHT - 6"  
 P1) 24" x 36" - BOX BASE 8inW, 8inF, Variable Ht F/n - 29"  
 1) CASTING - HOE 470 SET LV (F/G/H)  
 1) 24" x 36" - Conseal CS-102 1.00"  
 1) Hole - 20

0 lb  
 4144 lb  
 394 lb  
 0 lb  
 0 lb  
 Structure Total: 4538 lb

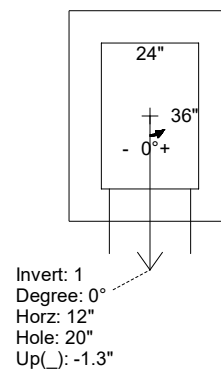
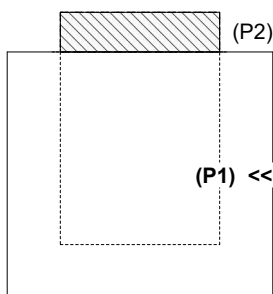
**Structure Notes:**  
 1. PER ASTM C-913 SPECS  
 2. CONCRETE: 4,500 PSI AT 28 DAYS  
 3. REINFORCEMENT: #5 BAR @ 12" C.C. E.W. (GRADE 60) - 2" MIN. REBAR CLEARANCE (TYP)  
 4. HOE 470 FRAME, L-VANE GRATE, & CURB HOOD SUPPLIED BY ICAST

Rim: 550.42' Rim to Invert: 3.11' Slack: 2.32" Sump: 0" Step Position:

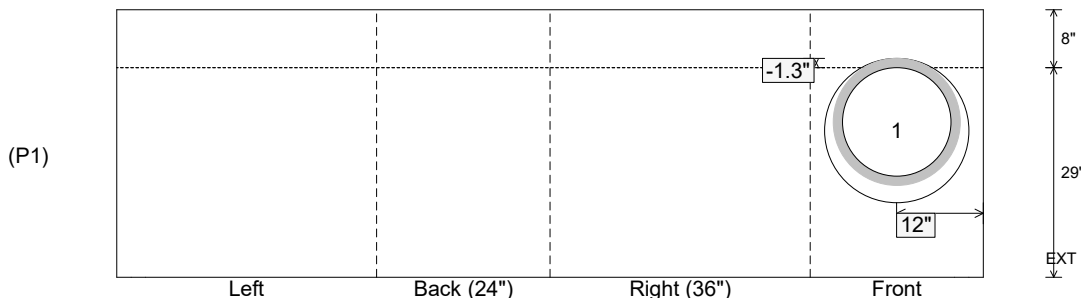
Position	Elev	Angle	Ext. (cw)	Pipe	Pipe OD	Connector	Hole	Horz Size	Up ( )	Offset
Invert 1	547.31'	0°	20"	15" HDPE	17.6"	Hole 20	20"	20"	-1.3"	0"
Invert 2										
Invert 3										
Invert 4										
Invert 5										
Invert 6										
Invert 7										
Invert 8										

RIGHT-SIDE UP VIEW (int. dimensions)

UPSIDE-DOWN VIEW (int. dimensions)



INSIDE WALL DIMENSIONS



Coating (Int):  
 Coating (Ext):

Seam Up: Flat  
 Seam Dn: n/a

Wall Thickness: 8"  
 Floor Height: 8"

Height (Int): 29"  
 Height (Ext): 37"

Weight (Net): 4144 lb  
 Volume (Net): 1.06cu.yd