

Job Name: 25-2649 - The Laurel Assisted Living Facility
Job Location: Bowling Green, KY
Contractor: Infinity Pipeline, Inc.

PC: E. Bradley
 TECH: K. Cardwell
 Plant: Beaver Dam, KY



Structure ID: **LS-38**

Spec: Storm
 Type: BX 8inW, 8inF
 Size: 24" x 24"

Rim: 546.59'
 Invert: 540.87'
 Rim to Invert: 5.72'

Sump: 0"
 Floor (Top): 540.87'
 Floor Height: 8"

Floor (Bot): 540.203'
 Overall Height: 6.167'
 Slack: 2.64"

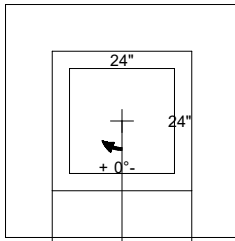
Structure Notes:

- PER ASTM C-913 SPECS
- CONCRETE: 4,500 PSI AT 28 DAYS
- REINFORCEMENT:
 - FLAT LID: #5 BAR @ 6" C.C. E.W. (GRADE 60)
 - BASE: #5 BAR @ 12" C.C. E.W. (GRADE 60)
- HOE 165-A FRAME & GRATE SUPPLIED BY ICAST

STRUCTURE SUMMARY:

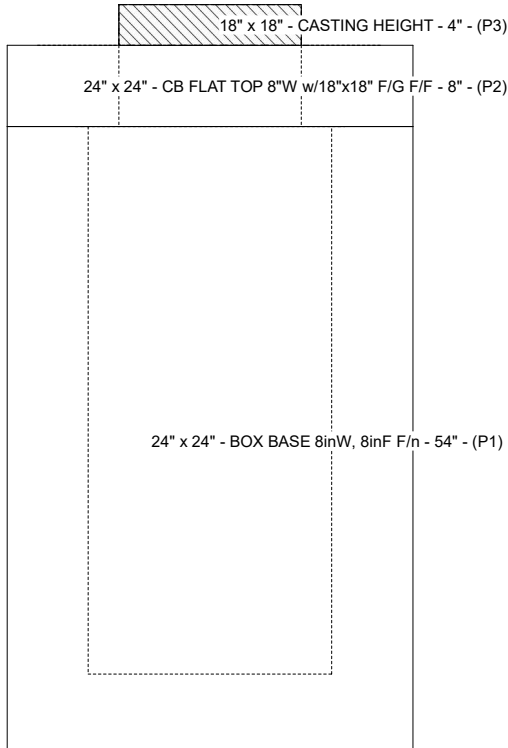
P3) 18" x 18" - CASTING HEIGHT - 4"	0 lb
P2) 24" x 24" - CB FLAT TOP 8"W w/18"x18" F/G F/F - 8"	857 lb
P1) 24" x 24" - BOX BASE 8inW, 8inF F/n - 54"	5486 lb
1) CASTING - HOE 165A F/G	138 lb
1) 24" x 24" - Conseal CS-102 1.00"	0 lb
1) 18" x 18" - Conseal CS-102 1.00"	0 lb
1) Hole - 24	0 lb

Structure Total:	6481 lb

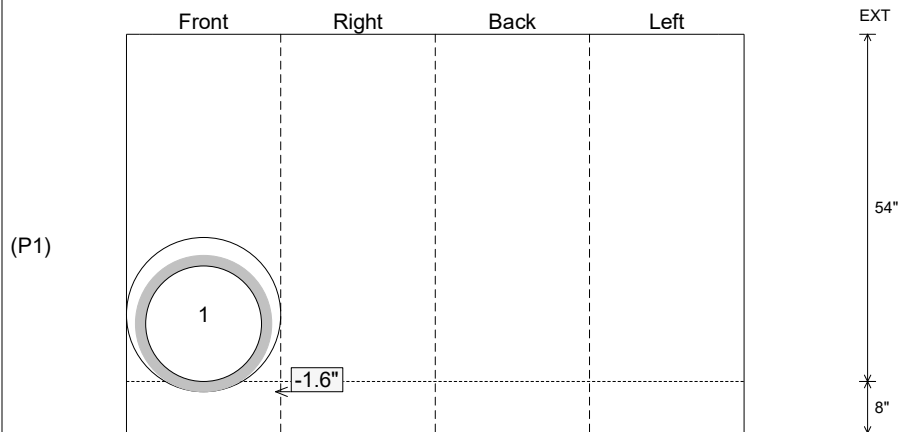


Invert: 1
 Degree: 0°

Position	Elev	Angle	Pipe	Pipe OD	Hole	Connector	Up (L)	Ref
Rim	546.59'							
Reducer								
Invert 1	540.87'	0°	18" HDPE	21.2"	24"	Hole 24	-1.6"	P1
Invert 2								
Invert 3								
Invert 4								
Invert 5								
Invert 6								
Invert 7								
Invert 8								



Cast (Int. Dim.) - Interior Dimensions



Submittal Drawing
 11/4/2025 6:55:31 AM

SUBMITTAL
 APPROVED BY: